Guarniture e accessori per ante esterne modello medio

Kit and accessories for outside-doors model medio
Garnitures et accessoires pour portes extérieures modèle moyen
Kits und zubehör für außentüren modell medio
Piezas de montaje y accesorios para puertas externas modelo medio

Definire all'ordine Art. 399 o Art. 392 / When ordering define Art. 399 or Art. 392

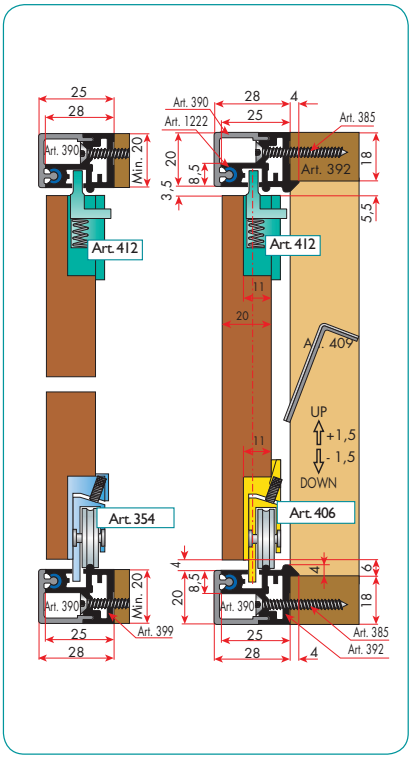

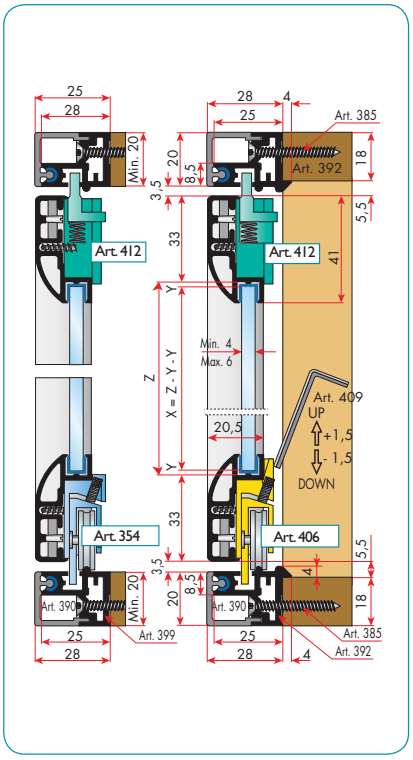

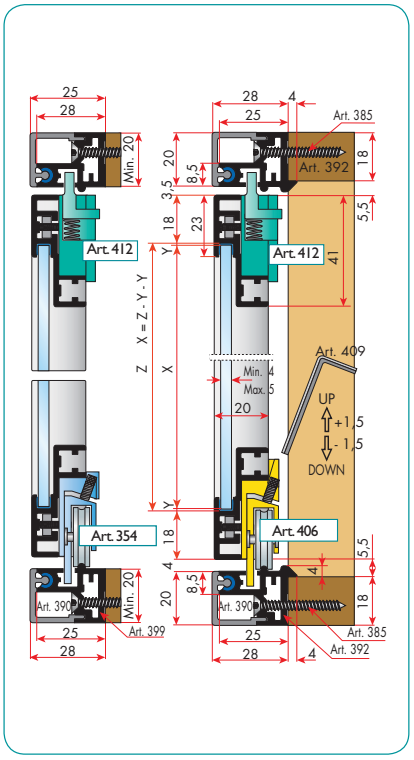

ART. 406-412/L-395
30 Kg. 1 anta/door

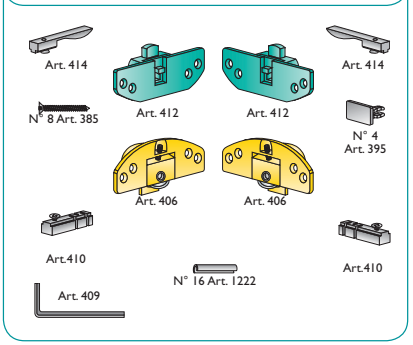

ART. 406-412/T-395
30 Kg. 1 anta/door

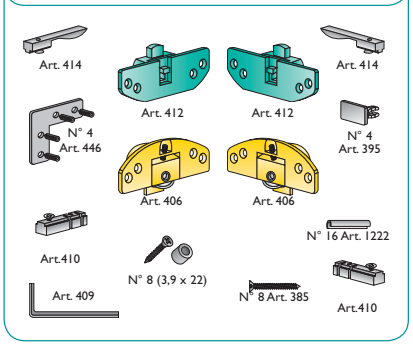

ART. 406-412/1140/T-395
30 Kg. 1 anta/door

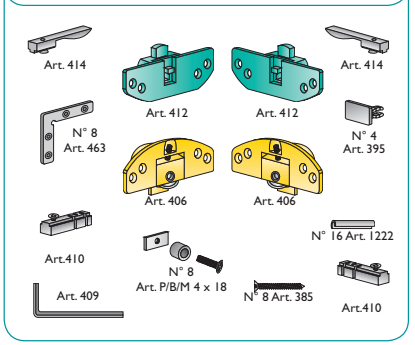

ART. 354-412/L-395
40 Kg. 1 anta/door

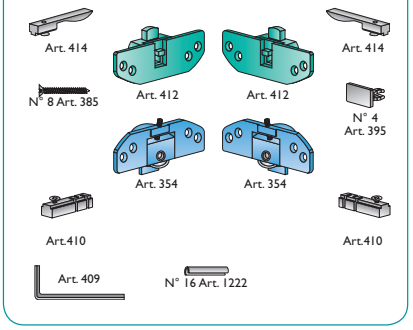

ART. 354-412/T-395
40 Kg. 1 anta/door

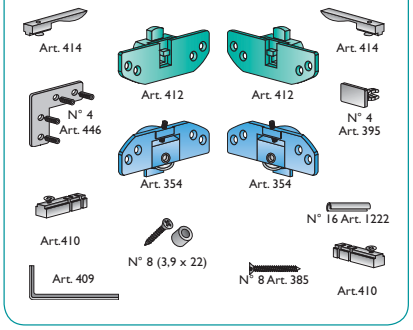

ART. 354-412/1140/T-395
40 Kg. 1 anta/door

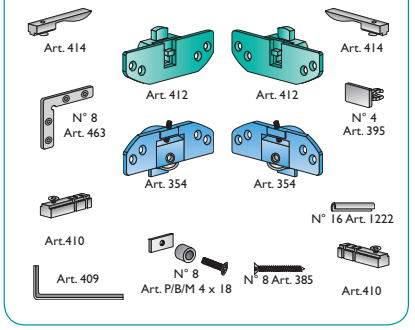

Misure e accessori per ante in linea

Sizes and accessories for aligned doors
Dimension et accessories pour portes alignées
Masse und zubehor fur gleichlaufende turen
Dimensiones y accessorios para puertas en linea

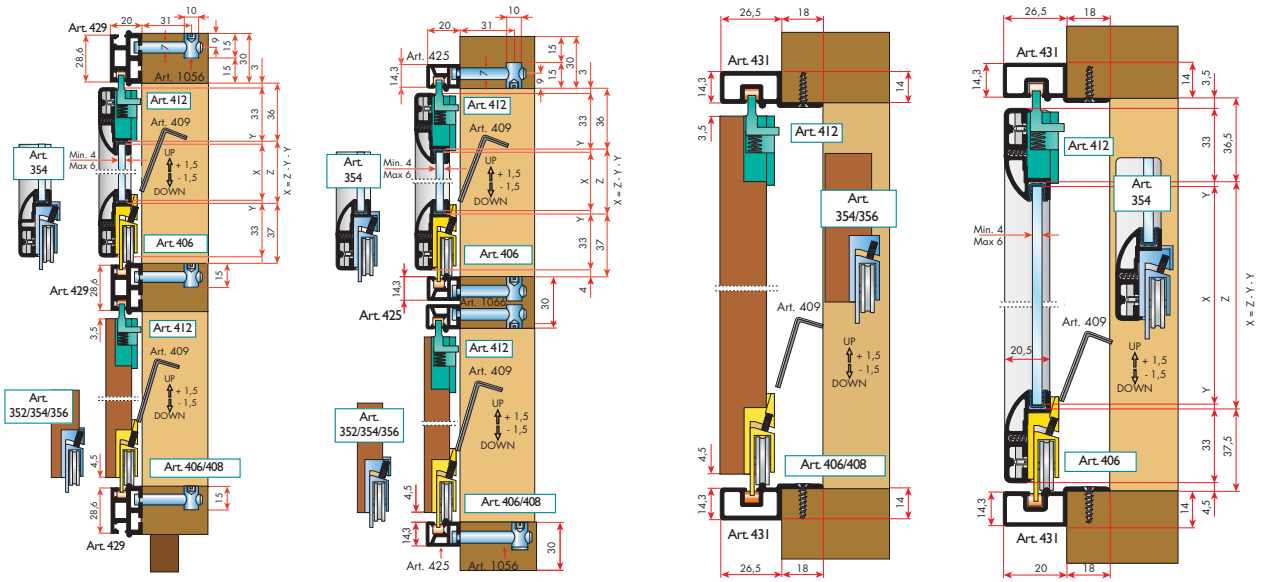

ART. 408 - 412 / L 15 Kg.
ART. 406 - 412 / L 30 Kg.
PER ANTA / FOR DOOR

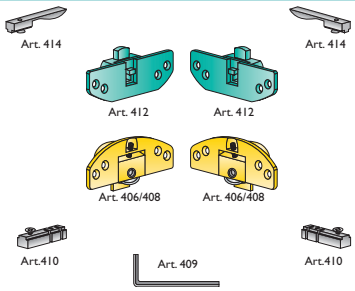

ART. 356 - 412 / L 15 Kg.
ART. 354 - 412 / L 30 Kg.
PER ANTA / FOR DOOR

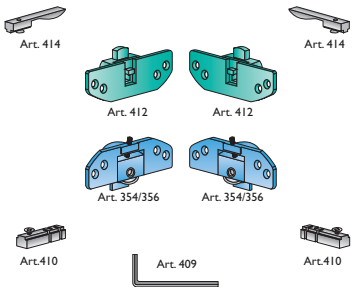

ART. 404 - 412 / T 30 Kg.
PER ANTA / FOR DOOR

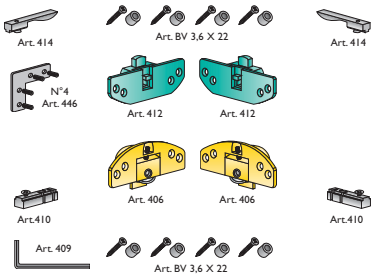

ART. 354 - 412 / T 30 Kg.
PER ANTA / FOR DOOR

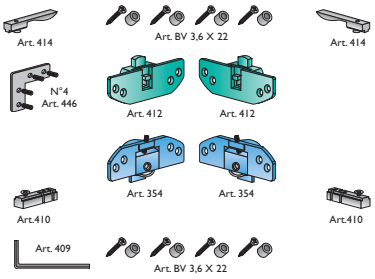

Guarniture e accessori per ante esterne in alluminio modello mini

Kit and accessories for aluminum outside-doors model mini
Garnitures et accessoires pour portes extérieures en aluminium modèle mini
Kit und zubehör für außentüren aus aluminium modell mini
Piezas de montaje y accesorios para puertas externas de aluminio modelo mini

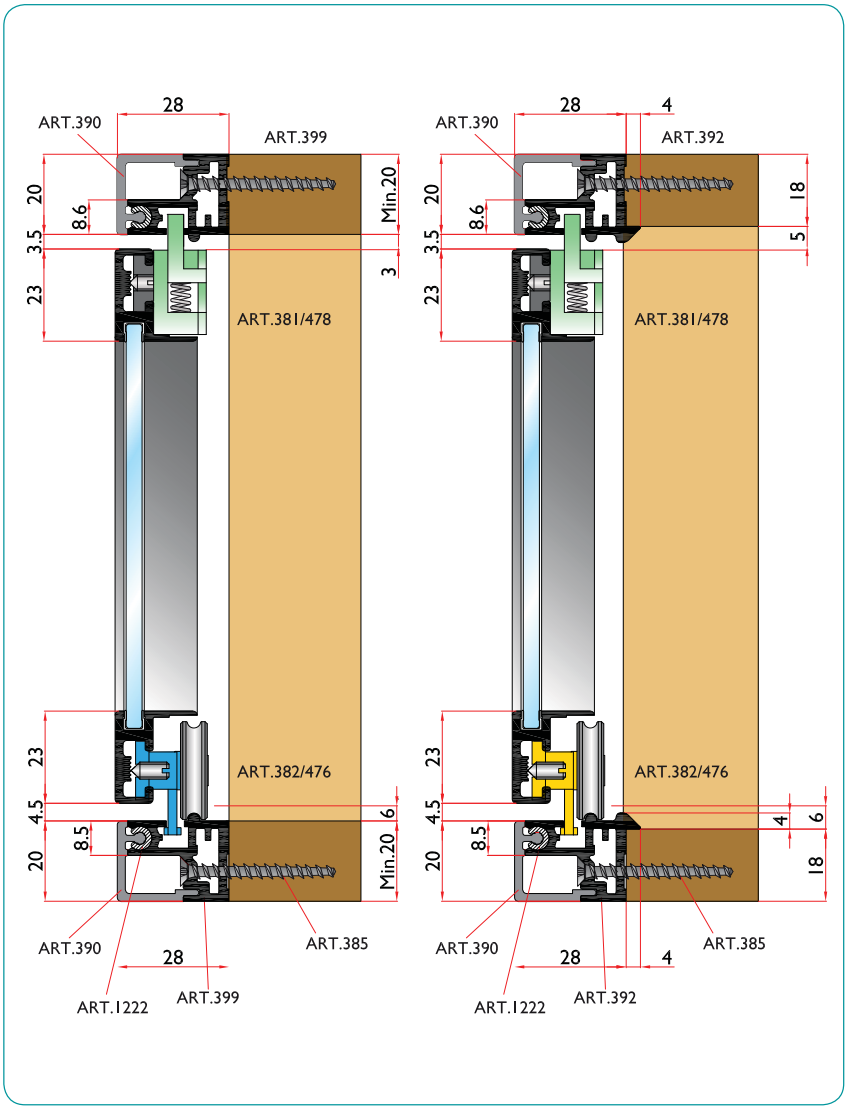

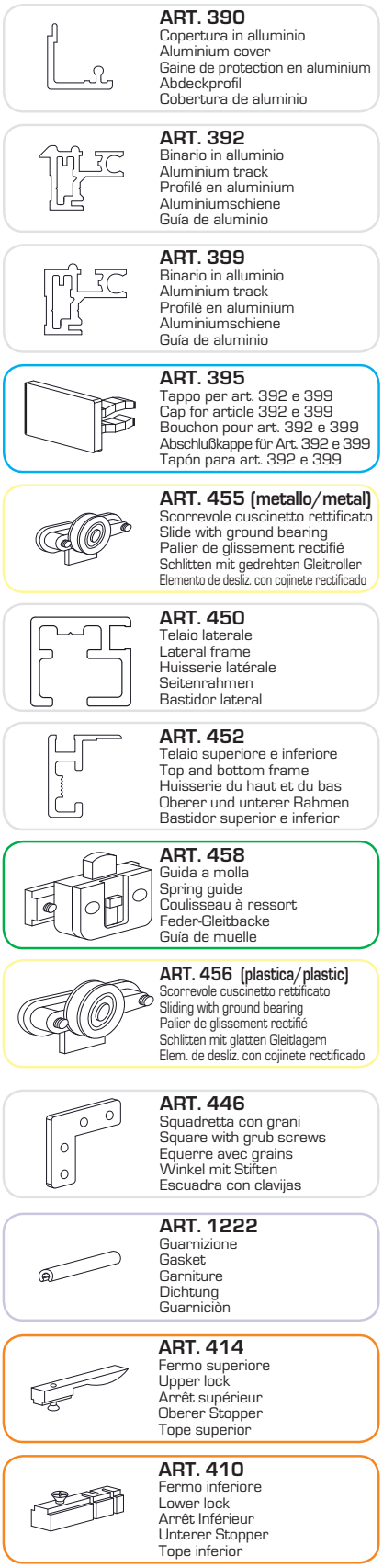

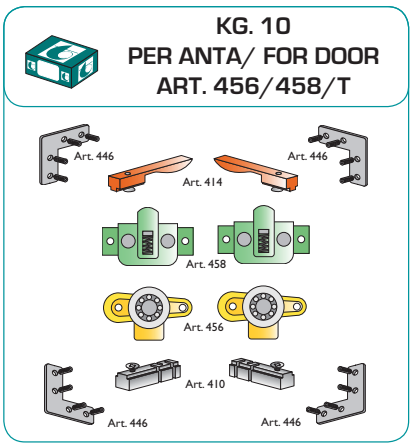

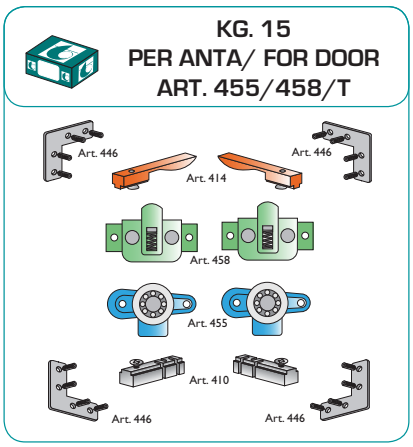

Guarniture e accessori per ante esterne in alluminio modello mini

Kit and accessories for aluminum outside-doors model mini
Garnitures et accessoires pour portes extérieures en aluminium modèle mini
Kits und zubehör für außentüren aus aluminium modell mini
Piezas de montaje y accesorios para puertas externas de aluminio modelo mini

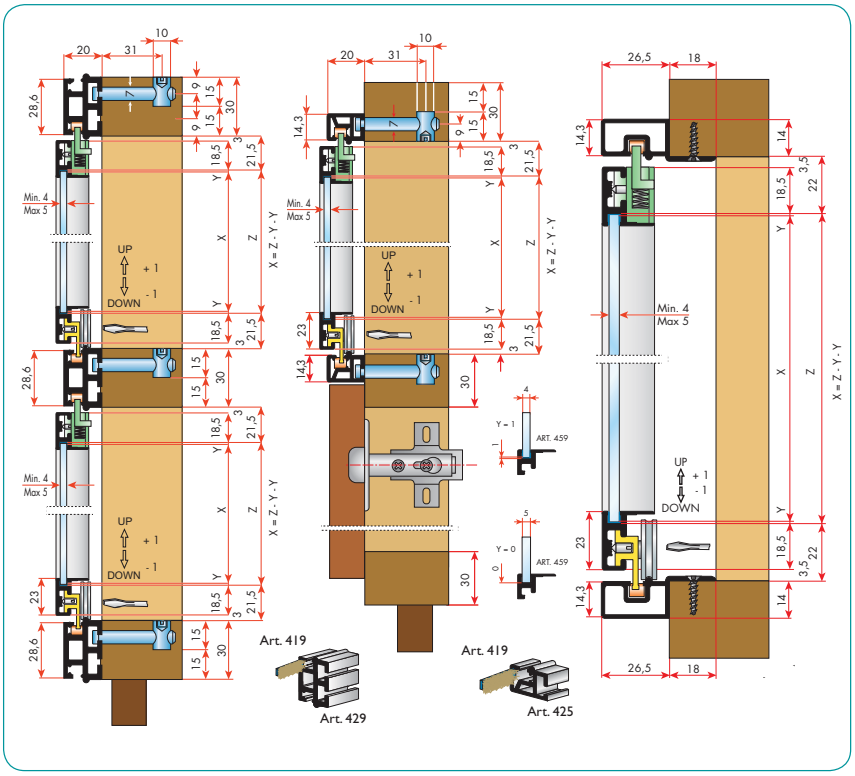

ART. 385
Vite 3,5 x 35
Screw 3,5 x 35
Vis 3,5 x 35
xchraube 3,5 x 35
Casquillo 3,5 x 35

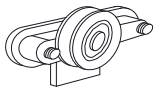

ART. 455 (metallo/metal)
Scorrevole cuscinetto rettificato
Slide with ground bearing
Palier de glissement rectifié
Schlitten mit gedrehten Gleitroller
Elemento de desliz. con cojinete rectificado

ART. 459
Riduzioni per vetri da 5 a 4 mm
Reduction for glass from 5mm to 4mm
Adaptations pour vitres de 5 à 4 mm
Scheibenreduktion von 5 zu 4 mm
Reducción de 5 a 4 mm

ART. 425
Binario in alluminio
Aluminium track
Profilé en aluminium
Aluminiumschiene
Guia de aluminio

ART. 426
Tappo per art. 425
Cap for article 425
Bouchon pour art. 425
Abschlußkappe für Art. 425
Tapón para art. 425

ART. 429
Binario in alluminio
Aluminium track
Profilé en aluminium
Aluminiumschiene
Guía de aluminio

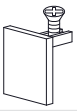

ART. 427
Tappo per art. 429
Cap for article 429
Bouchon pour art. 429
Abschlußkappe für Art. 429
Tapón para art. 429

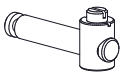

ART. 1056
Giunzione
Joint
Joint
Verbindungssteil
Junta

ART. 431
Binario in alluminio
Aluminium track
Profilé en aluminium
Aluminiumschiene
Guía de aluminio

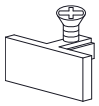

ART. 433
Tappo per art. 431
Cap for article 431
Bouchon pour art. 431
Abschlußkappe für Art. 431
Tapón para art. 431

KG. 10
PER ANTA/ FOR DOOR
ART. 456/458/T

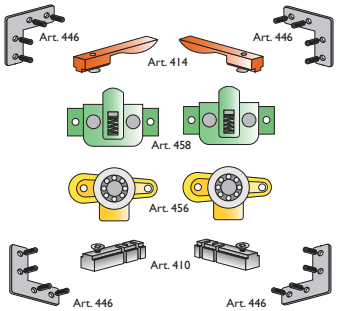

KG. 15
PER ANTA/ FOR DOOR
ART. 455/458/T

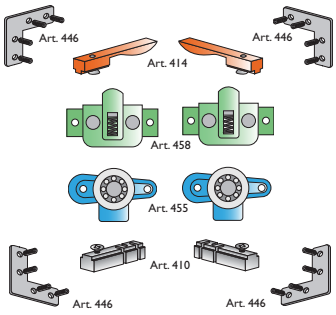

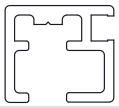

ART. 450
Telaio laterale
Lateral frame
Huisserie latérale
Seitenrahmen
Bastidor lateral

ART. 452
Telaio superiore e inferiore
Top and bottom frame
Huisserie du haut et du bas
Oberer und unterer Rahmen
Bastidor superior e inferior

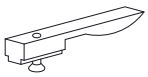

ART. 414
Fermo superiore
Upper lock
Arrêt supérieur
Oberer Stopper
Tope superior

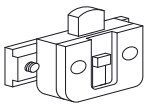

ART. 458
Guida a molla
Spring guide
Coulisseau à ressort
Feder-Gleitbacke
Guía de muelle

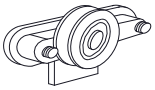

ART. 456 (plastica/plastic)
Scorrevole cuscinetto rettificato
Sliding with ground bearing
Palier de glissement rectifié
Schlitten mit glatten Gleitlagern
Elem. de desliz. con cojinete rectificado

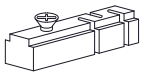

ART. 410
Fermo inferiore
Lower lock
Arrêt inférieur
Unterer Stopper
Tope inferior

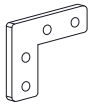

ART. 446
Squadretta con grani
Square with grub screws
Equerre avec grains
Winkel mit Stiften
Escuadra con clavijas

Ante in vetro esterne con scorrevoli interni

External glass doors with internal slides
Portes exterieures en verre avec coulisses interieures
Glastür außen mit gleitschlitten innen
Puertas externas de vidrio con elementos de deslizamiento internos

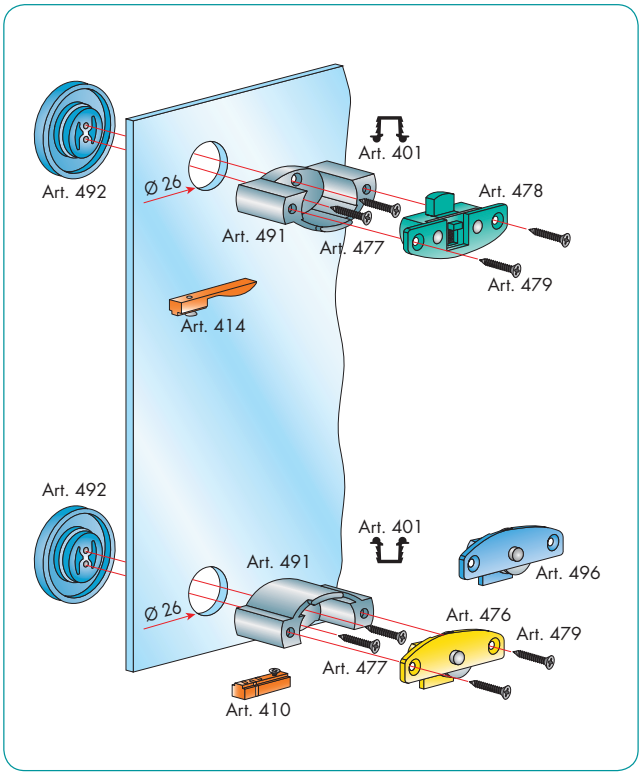

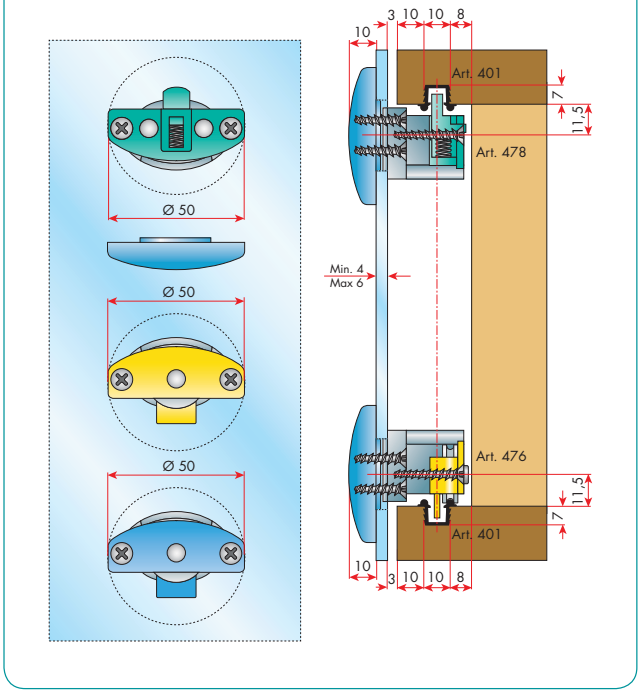

ART. 491/492/476/A
KG. 10 PER ANTA/FOR DOOR

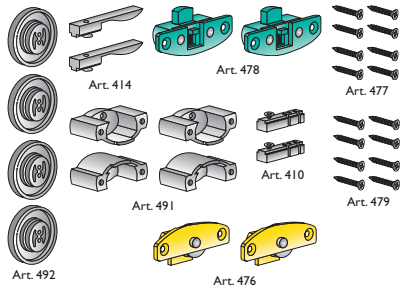

ART. 491/492/496/A
KG. 10 PER ANTA/FOR DOOR

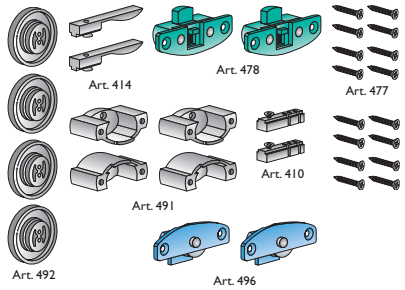

ART. 401
Binario in alluminio
Aluminium track
Profilé en aluminium
Aluminiumschiene
Guía de aluminio

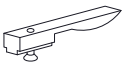

ART. 414
Fermo superiore
Upper lock
Butée supèrieur
Oberer Stopper
Tope superior

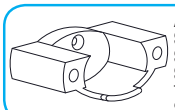

ART. 491
Supporto
Support
Support
Träger
Soporte

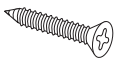

ART. 477
Vite autofilettante 3,5 x 19
Self-threading screw 3,5 x 19
Vis taraud 3,5 x 19
Selbstschneidende Schraube 3,5 x 19
Tornillo autorroscante 3,5 x 19

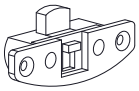

ART. 478
Guida a molla
Spring guide
Coulisseau à ressort
Feder-Gleitbake
Guia de muelle

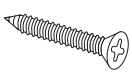

ART. 479
Vite autofilettante 3,9 x 25
Self-threading screw 3,9 x 25
Vis taraud 3,9 x 25
Selbstschneidende Schraube 3,9 x 25
Tornillo autorroscante 3,9 x 25

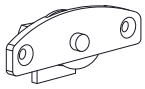

ART. 476 (plastica/plastic)
Scorrevole
Slide
Coulisse
Schlitten
Elemento de deslizamiento

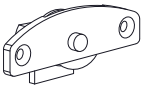

ART. 496 (metallo/metal)
Scorrevole
Slide
Coulisse
Schlitten
Elemento de deslizamiento

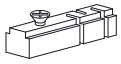

ART. 410
Fermo inferiore
Lower lock
Butée inférieur
Unterer Stopper
Tope inferior

ART. 492/A
Maniglia argento
Silver handle
Poignée argent
Silberfarbener Griff
Tirador de color plata

Ante in legno esterne con scorrevoli interni

Wooden external doors with internal slides
Portes exterieures en bois avec coulisses interieures
Holztüren außen mit gleitschlitten innen
Puertas externas de madera con elementos de deslizamiento internos

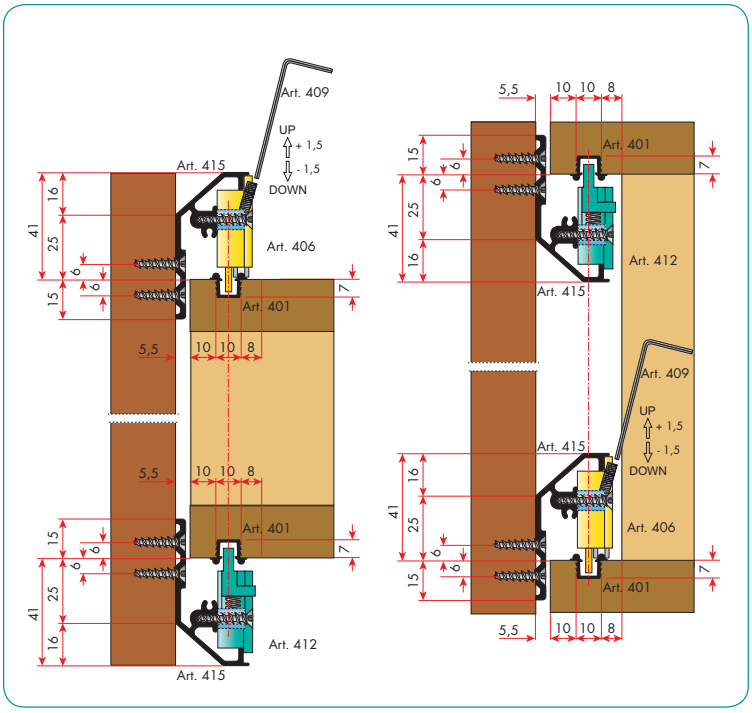

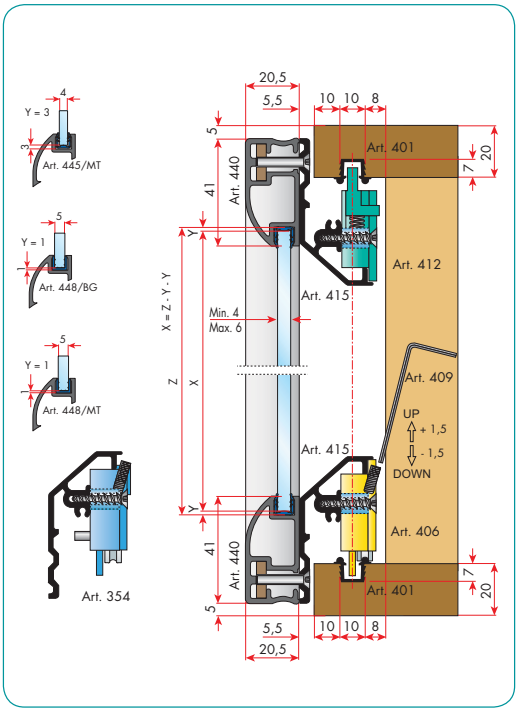

ART. 415/80/406/L
20 Kg. per anta/for door

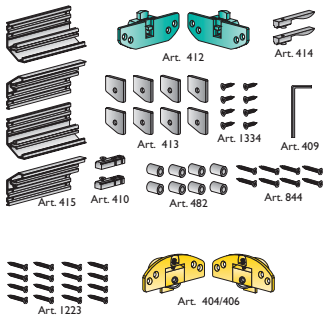

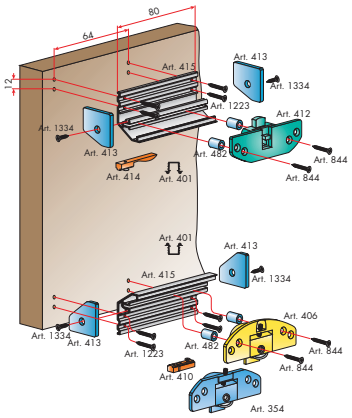

ART. 415/80/406/440
20 Kg. per anta/for door

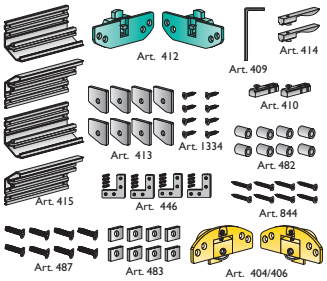

ART. 415/80/354/L
20 Kg. per anta/for door

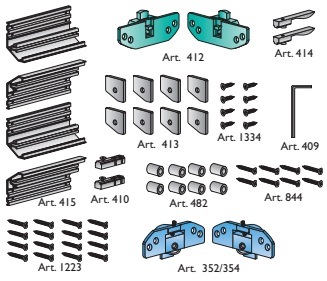

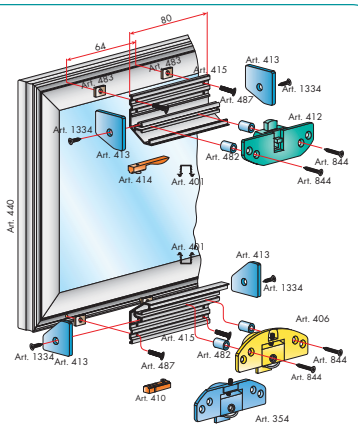

ART. 415/80/354/440
20 Kg. per anta/for door

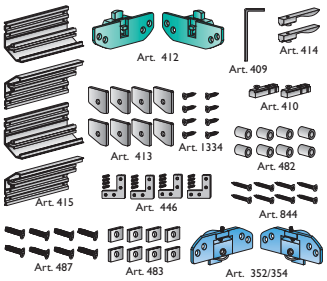

Ante in linea
con fermi ammortizzati

Aligned doors with cushioned clips
Vantaux alignés avec charnières amorties
Flügel in gerader Linie mit den amortisierten Vorrichtungen
Hojas en línea con topes amortiguadores

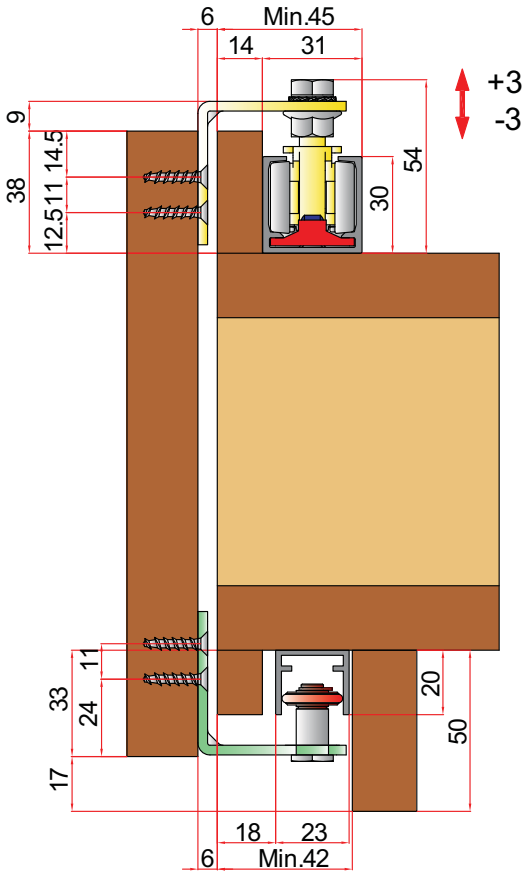

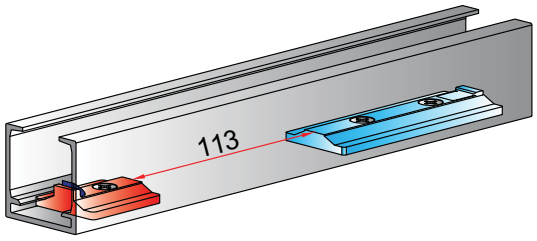

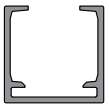

Art.1880

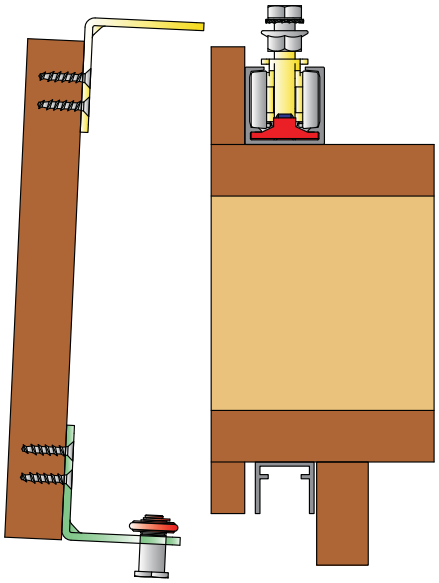

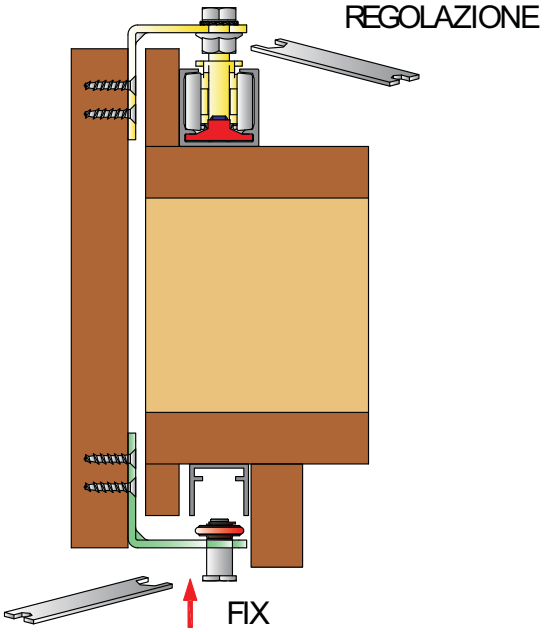

Ante in linea
con fermi ammortizzati

Aligned doors with cushioned clips
Vantaux alignés avec charnières amorties
Flügel in gerader Linie mit den amortisierten Vorrichtungen
Hojas en línea con topes amortiguadores

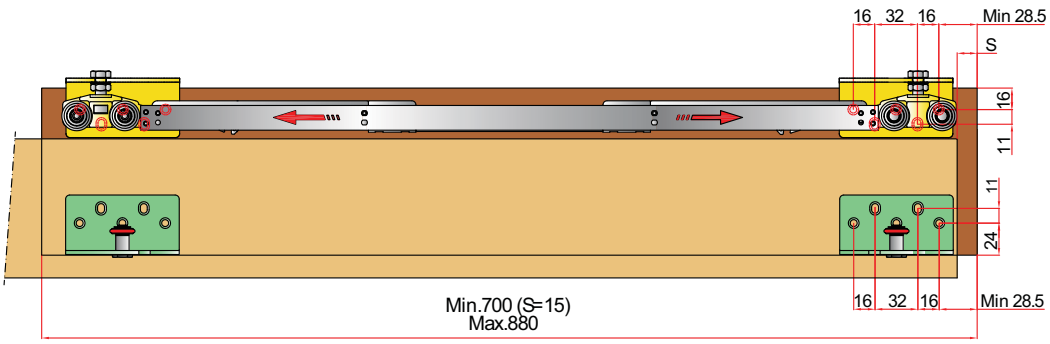

Art.1854/1853 (Max. Kg 40)
Art.1855/1853 (Max. Kg 60)

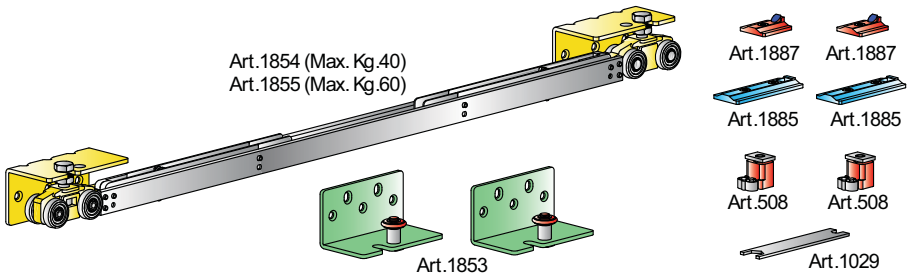

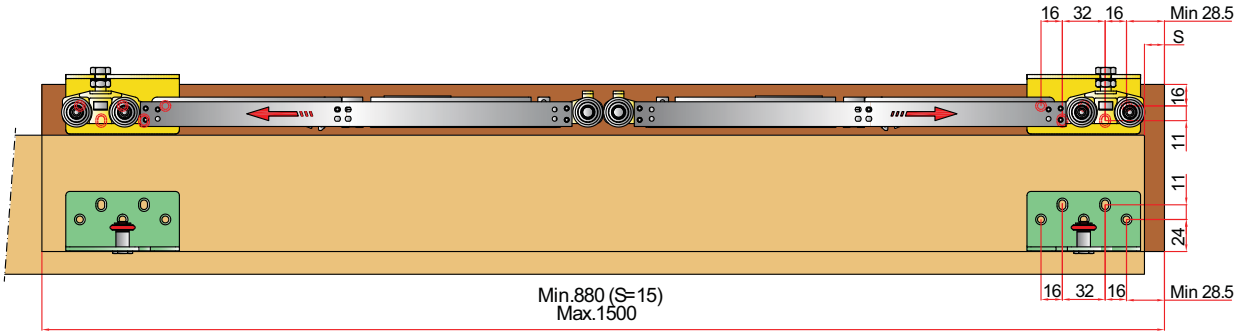

Art.1851/1853 (Max. Kg 40)
Art.1852/1853 (Max. Kg 60)

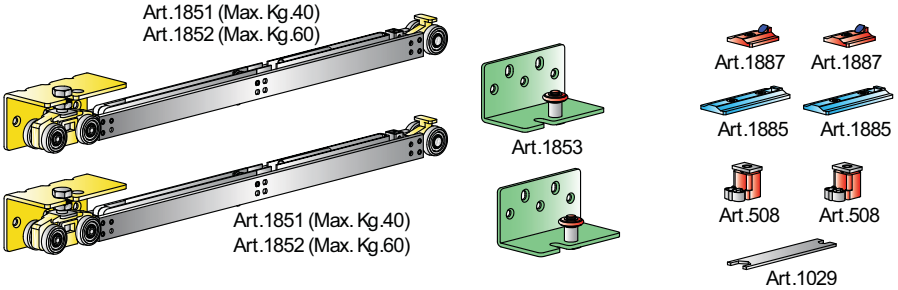

Modello ante in linea

Gasket for aligned doors
Garniture pour portes en alignement
Garnitur für gleichlaufende türen
Piezas de montaje para puertas en linea

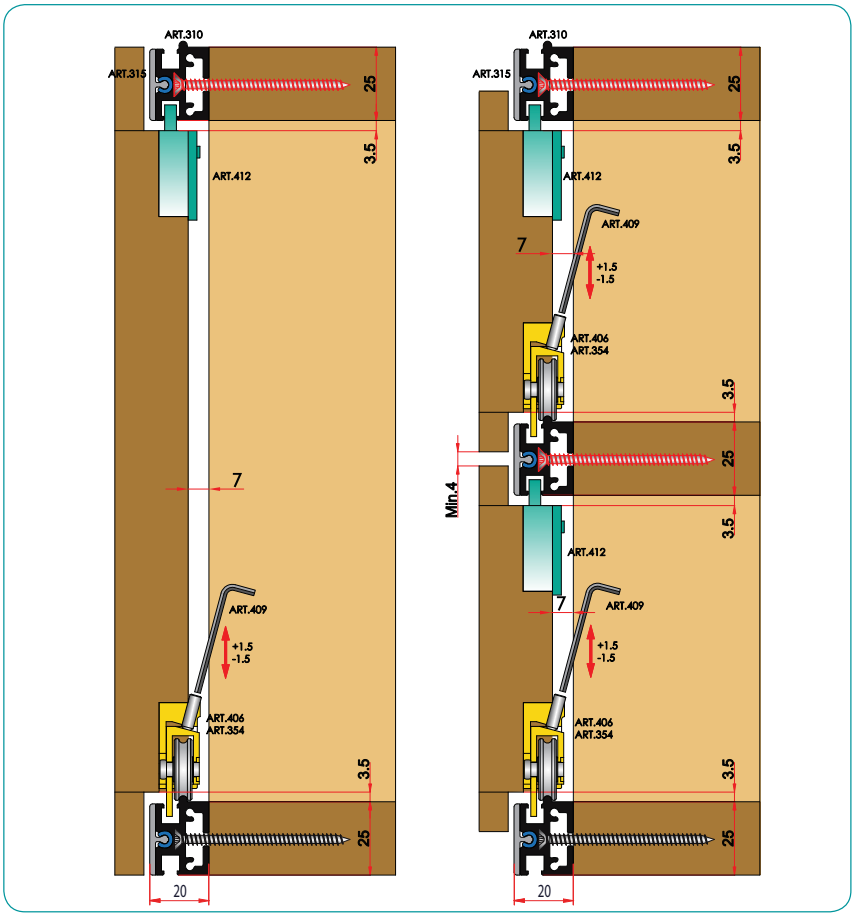

ART. 406-412/L-317
30 Kg. 1 anta/door

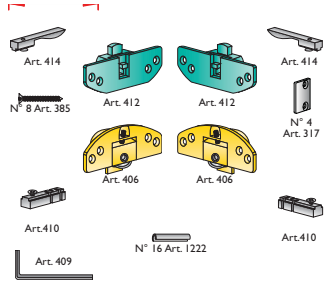

ART. 354-412/L-317
40 Kg. 1 anta/door

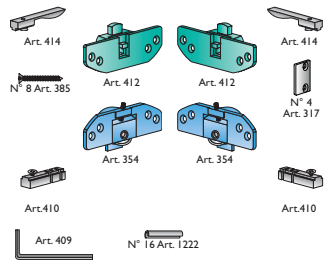

ART. 310
Binario in alluminio
Aluminium track
Profilé en aluminium
Aluminiumschiene
Guìa de aluminio

ART. 315
Tappo per art. 310
Cap for article 310
Bouchon pour art. 310
Abschlußkappe für Art. 310
Tapón para art. 310

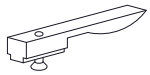

ART. 414
Fermo superiore
Upper lock
Arrêt supérieur
Oberer Stopper
Tope superior

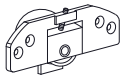

ART. 354 (metallo/metal)
Scorrevole cuscinetto rettificato
Slide with ground bearing
Palier de glissement rectifié
Schlitten mit gedrehten Gleitroller
Elem.de desliz.con cojinete rectificado

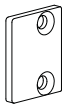

ART. 317
Tappo
Cap
Bouchon 1
Abschlußkappe
Tapón

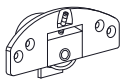

ART. 406 (plastica/plastic)
Scorrevole cuscinetto rettificato
Slide with ground bearing
Palier de glissement rectifié
Schlitten mit gedrehten Gleitroller
Elem. de desliz. con cojinete rectificado

ART. 385
Vite 3,5 x 35
Screw 3,5 x 35
Vis 3,5 x 35
xchraube 3,5 x 35
Casquillo 3,5 x 35

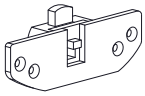

ART. 412
Guida a molla
Spring guide
Coulisseau à ressort
Feder-Gleitbake
Guìa de muelle

ART. 1222
Guarnizione
Gasket
Garniture
Dichtungen
Guarnición

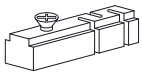

ART. 410
Fermo inferiore
Lower lock
Arrêt inférieur
Unterer Stopper
Tope inferior

ART. 409
Chiave 2 mm.
Key 2 mm.
Clé 2 mm.
Schlussel 2 mm.
Llave 2 mm.

Modello ante in linea

Gasket for aligned doors
Garniture pour portes en alignement
Garnitur für gleichlaufende türen
Piezas de montaje para puertas en linea

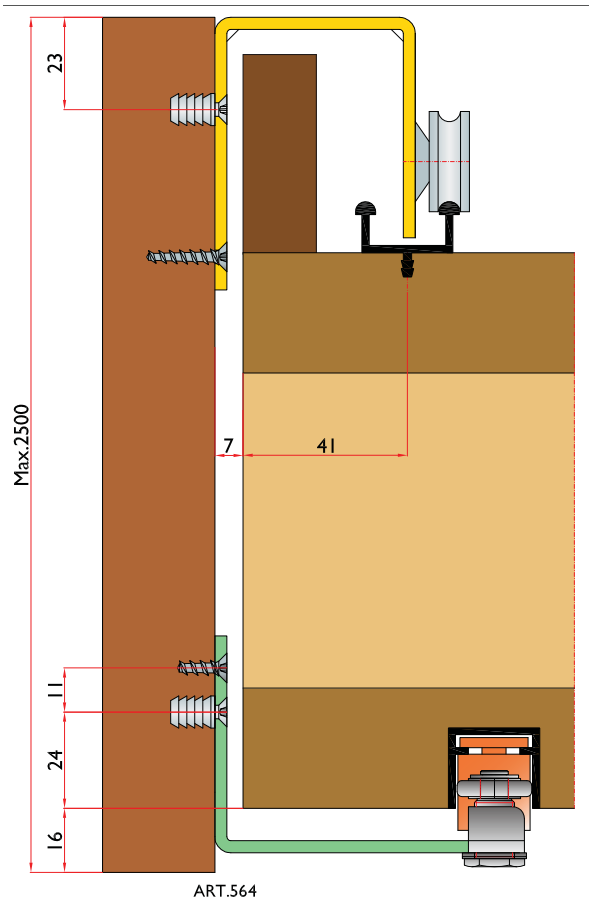

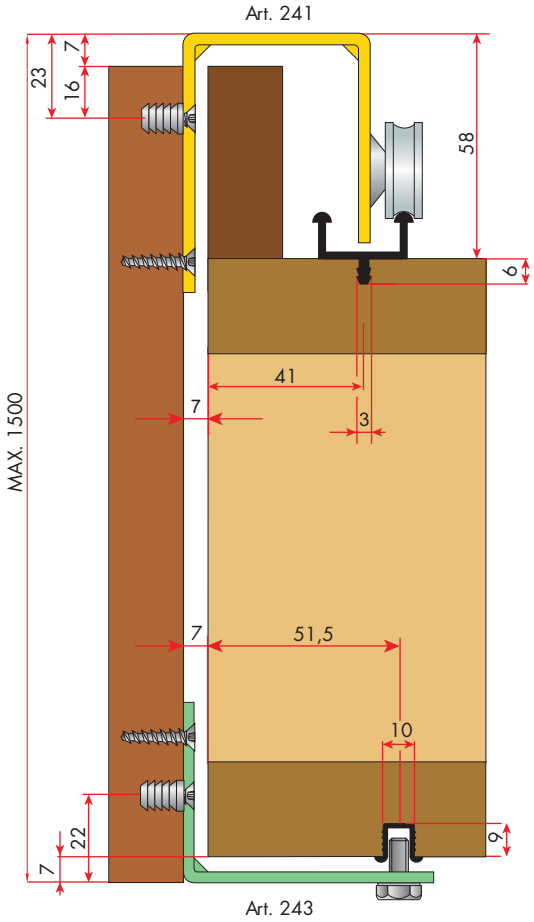

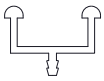

ART. 230
Binario in alluminio
Aluminium track
Profilé en aluminium
Aluminiumschiene
Guìa de aluminio

ART. 730
Binario in plastica
Plastic track
Rail en plastique
Plastikprofil
Carril de plastico

ART. 660
Binario in alluminio
Aluminium track
Profilé en aluminium
Aluminiumschiene
Guìa de aluminio

ART. 241 - 564 KG. 30 PER ANTA / FOR DOOR

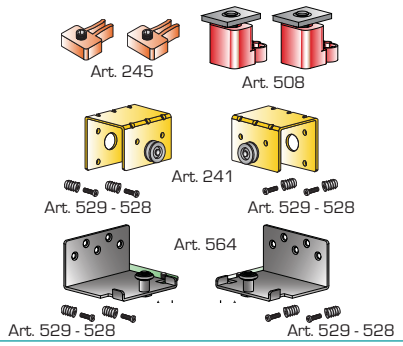

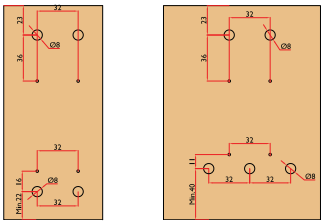

ART. 241 - 243 KG. 30 PER ANTA / FOR DOOR

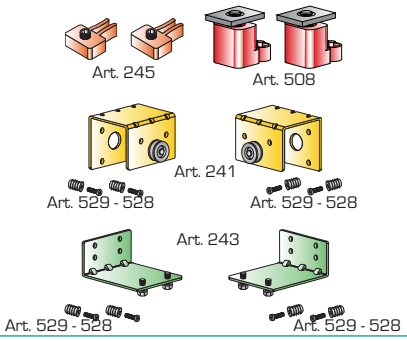

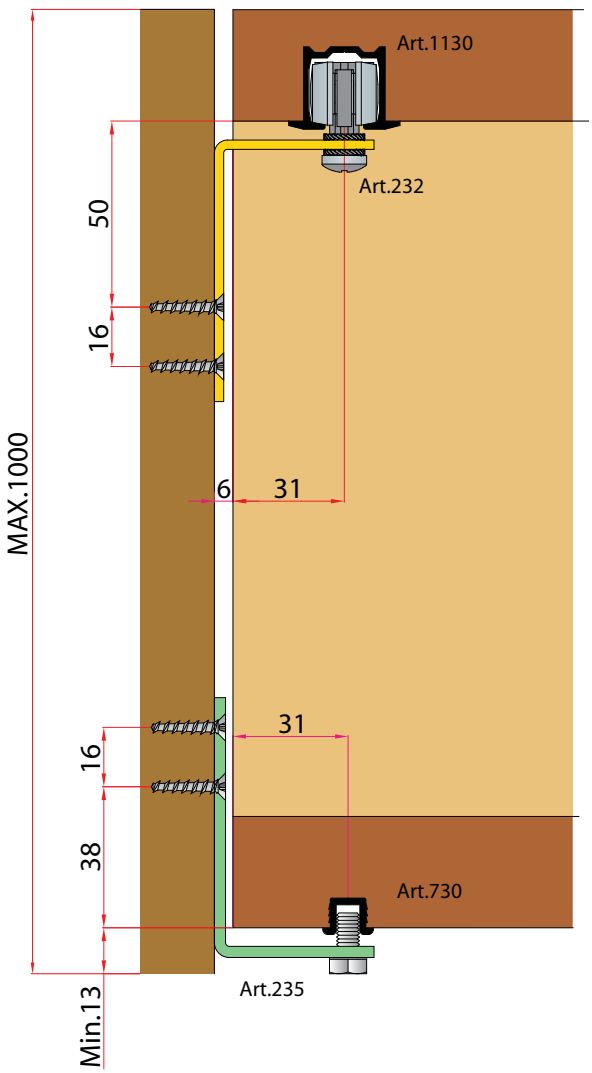

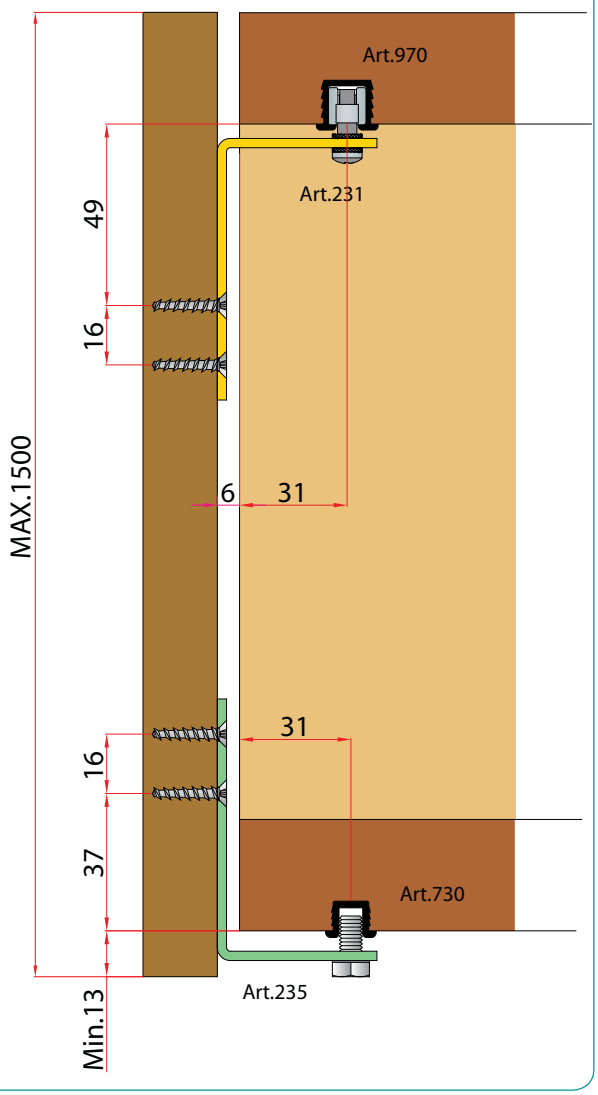

KG. 20
PER ANTA/ FOR DOOR
ART. 232/235

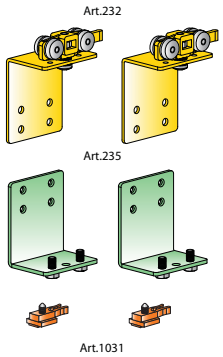

KG. 8
PER ANTA/ FOR DOOR
ART. 231/235

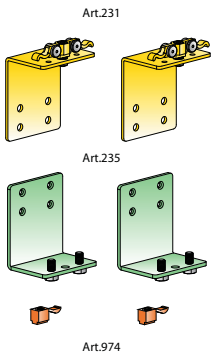

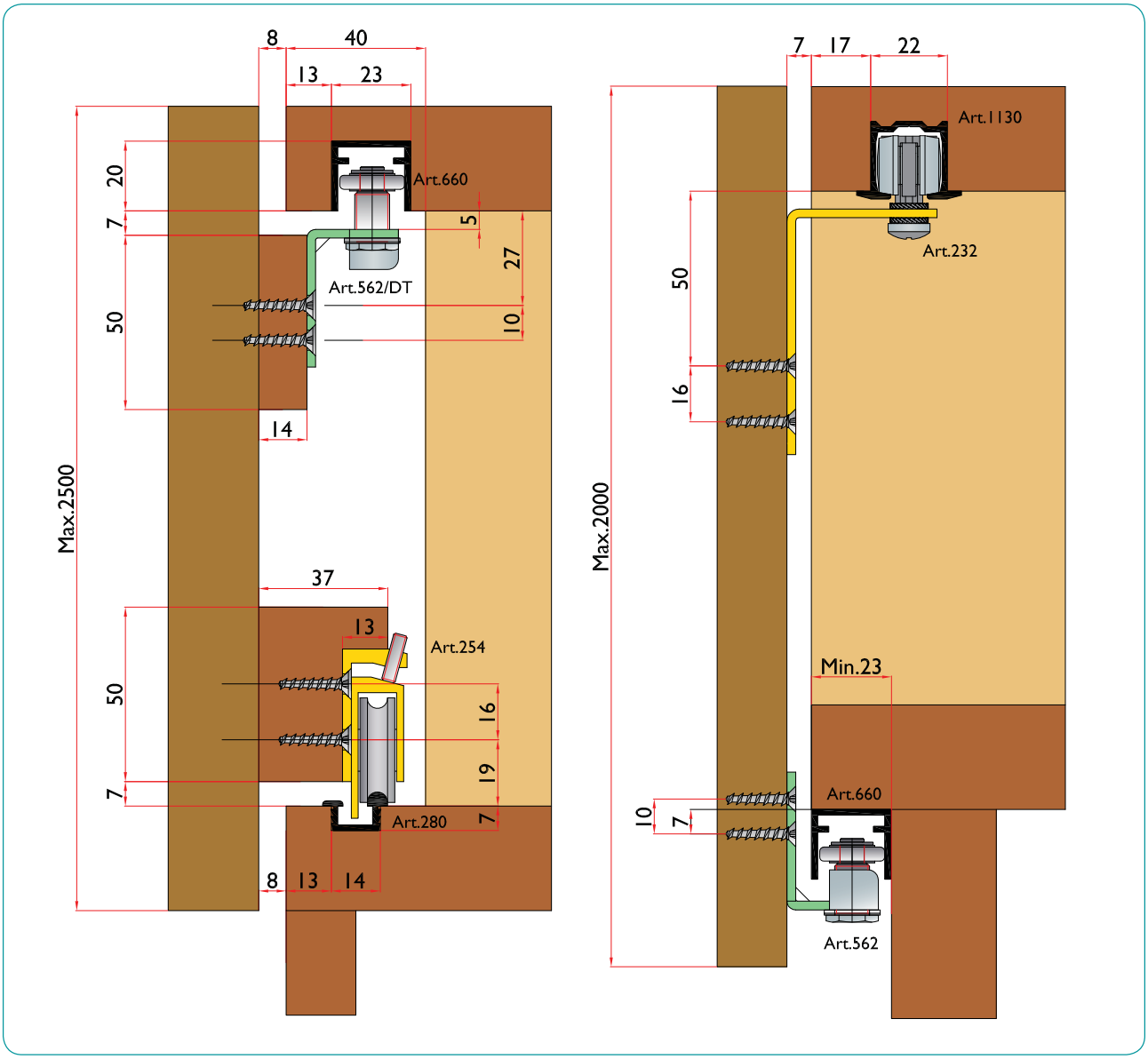

KG. 40
PER ANTA/ FOR DOOR
ART. 254/562/DT

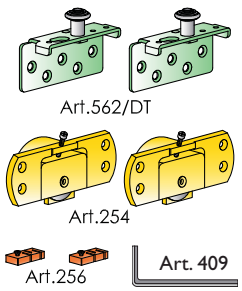

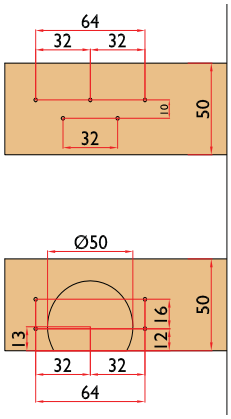

KG. 20
PER ANTA/ FOR DOOR
ART. 232/562

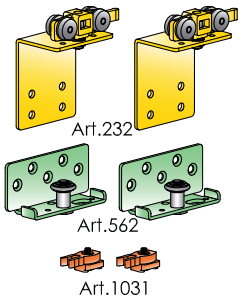

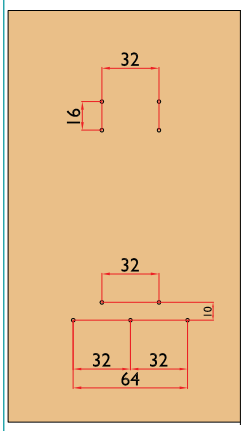

Guarnitura per ante in linea con binario in alluminio art. 630 / 620

Gasket for aligned doors with aluminium rail,art. 630 / 620
Garniture pour portes en alignement avec rail en aluminium art. 630 / 620
Garnitur für gleichlaufende türen mit aluminiumschiene art. 630 / 620
Piezas de montaje para puertas en linea con carril de aluminio art.630 / 620

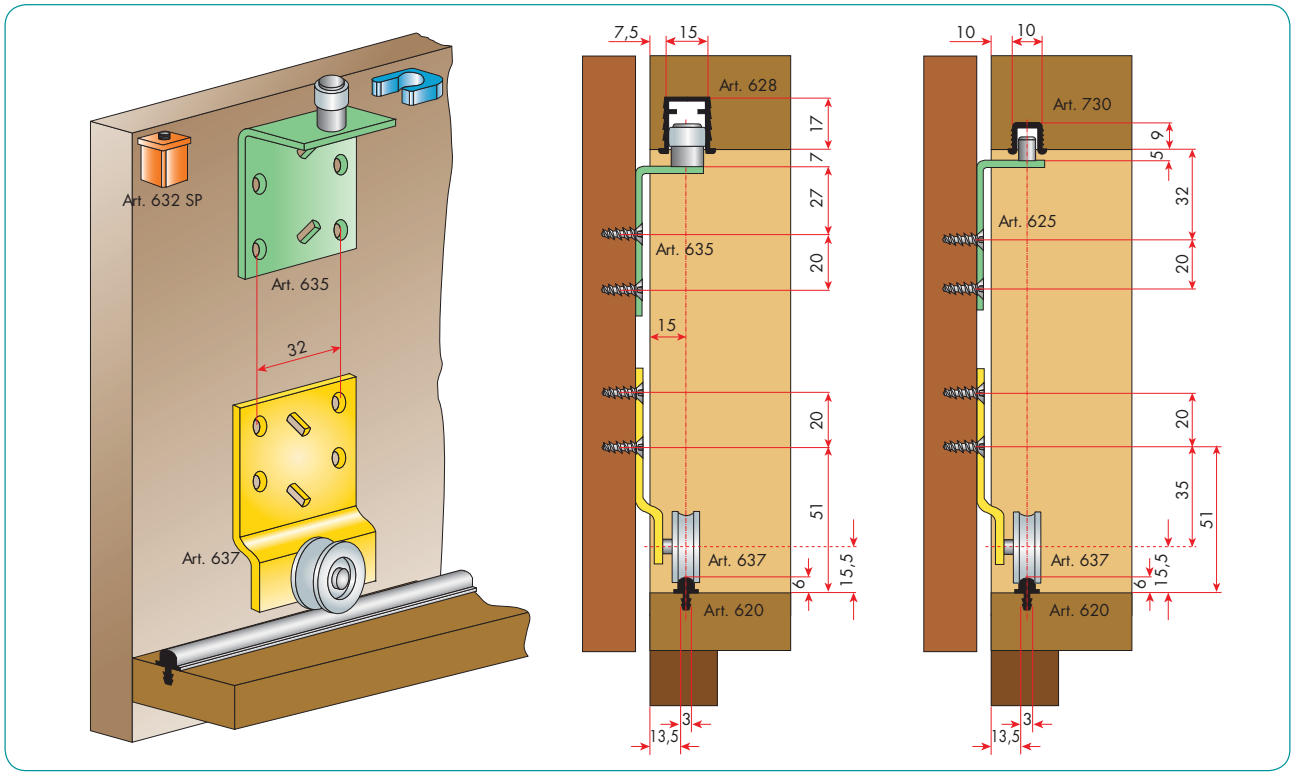

ART. 635 - 637 KG. 40
PER ANTA / FOR DOOR

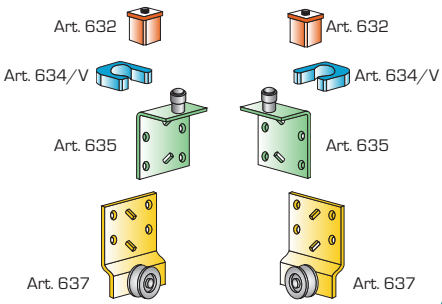

ART. 625 - 637 KG. 40
PER ANTA / FOR DOOR

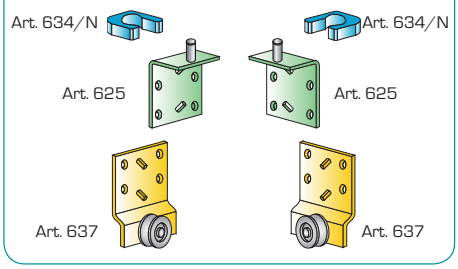

ART. 628
Binario in alluminio
Aluminium track
Profilé en aluminium
Aluminiumschiene
Guia de aluminio

ART. 730
Binario in plastica
Plastic track
Rail en plastique
Kunststoffschiene
Carril de plástico

ART. 620
Binario in alluminio
Aluminium track
Profilé en aluminium
Aluminiumschiene
Guia de aluminio

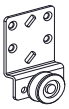

ART. 637
Scorrevole
Slide
Coulisse
Schlitten
Elemento de deslizamento

ART. 634/N
Antisganciamento
Antiunhooking grip
Antidetélage
UnabhakengriffElemento
antidesenganche

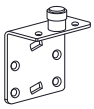

ART. 635
Guida superiore
Upper guide
Coulisseau haute
Oberer Schiene
Guia superior

ART. 632/SP
Fermo superiore
Upper stopper
Arrêt supérieur
Oberer Stopper
Tope superior

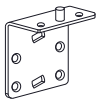

ART. 625
Guida superiore
Upper guide
Coulisseau haute
Oberer Schiene
Guia superior

ART. 634/V
Antisganciamento
Antiunhooking grip
Antidetélage
UnabhakengriffElemento
antidesenganche

Guarnitura per ante in linea con binario in alluminio art. 630 / 620

Gasket for aligned doors with aluminium rail,art. 630 / 620
Garniture pour portes en alignement avec rail en aluminium art. 630 / 620
Garnitur für gleichlaufende türen mit aluminiumschiene art. 630 / 620
Piezas de montaje para puertas en linea con carril de aluminio art.630 / 620

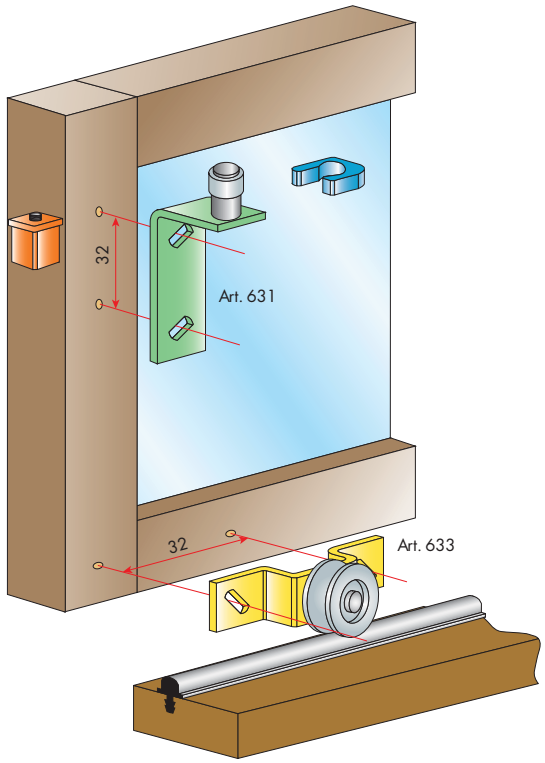

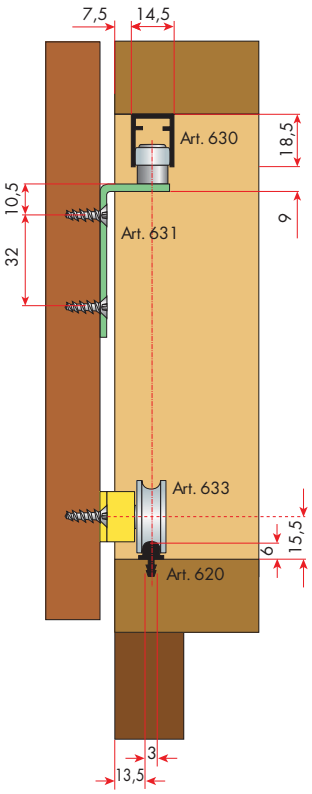

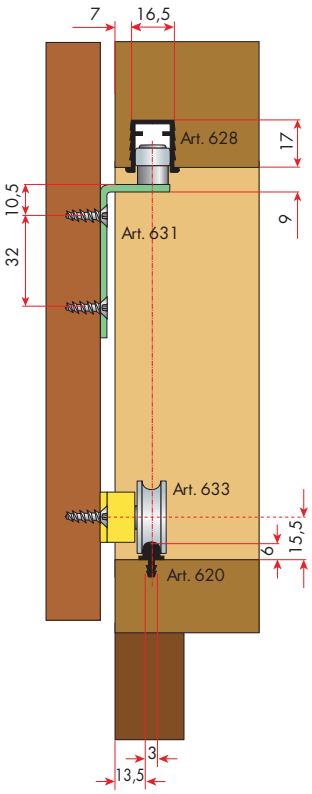

ART. 628
Binario in alluminio
Aluminium track
Profilé en aluminium
Aluminiumschiene
Guìa de aluminio

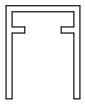

ART. 630
Binario in alluminio
Aluminium track
Profilé en aluminium
Aluminiumschiene
Guìa de aluminio

ART. 620
Binario in alluminio
Aluminium track
Profilé en aluminium
Aluminiumschiene
Guìa de aluminio

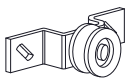

ART. 633
Scorrevole
Slide
Coulisse
Schlitten
Elemento de deslizamento

ART. 633 - 631 KG. 30
PER ANTA / FOR DOOR

Art. 632/SP

Art. 632/SP

Art. 631 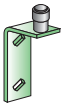
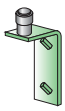 Art. 631

Art. 633 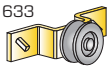
Art. 633

Art. 634/V

Art. 634/V

ART. 632/SP
Fermo superiore
Upper stopper
Arrêt supérieur
Oberer Stopper
Tope superior

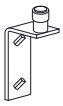

ART. 631
Guida inferiore
Bottom guide
Coulisseau bas
Untere Schiene
Guìa inferior

ART. 634/V
Antisganciamento
Antiunhooking grip
Antidetélage
Unabhakengriff
Elemento antidesenganche

Descrizione articolo 1100 con scala e anta scorrevole

Description of article 1100 with ladder and sliding door
Description article 1100 avec echelle et porte coulissante
Beschreibung artikel 1100 mit leiter und schiebetur
Descripcion articulo 1100 con escalera y puerta corredera

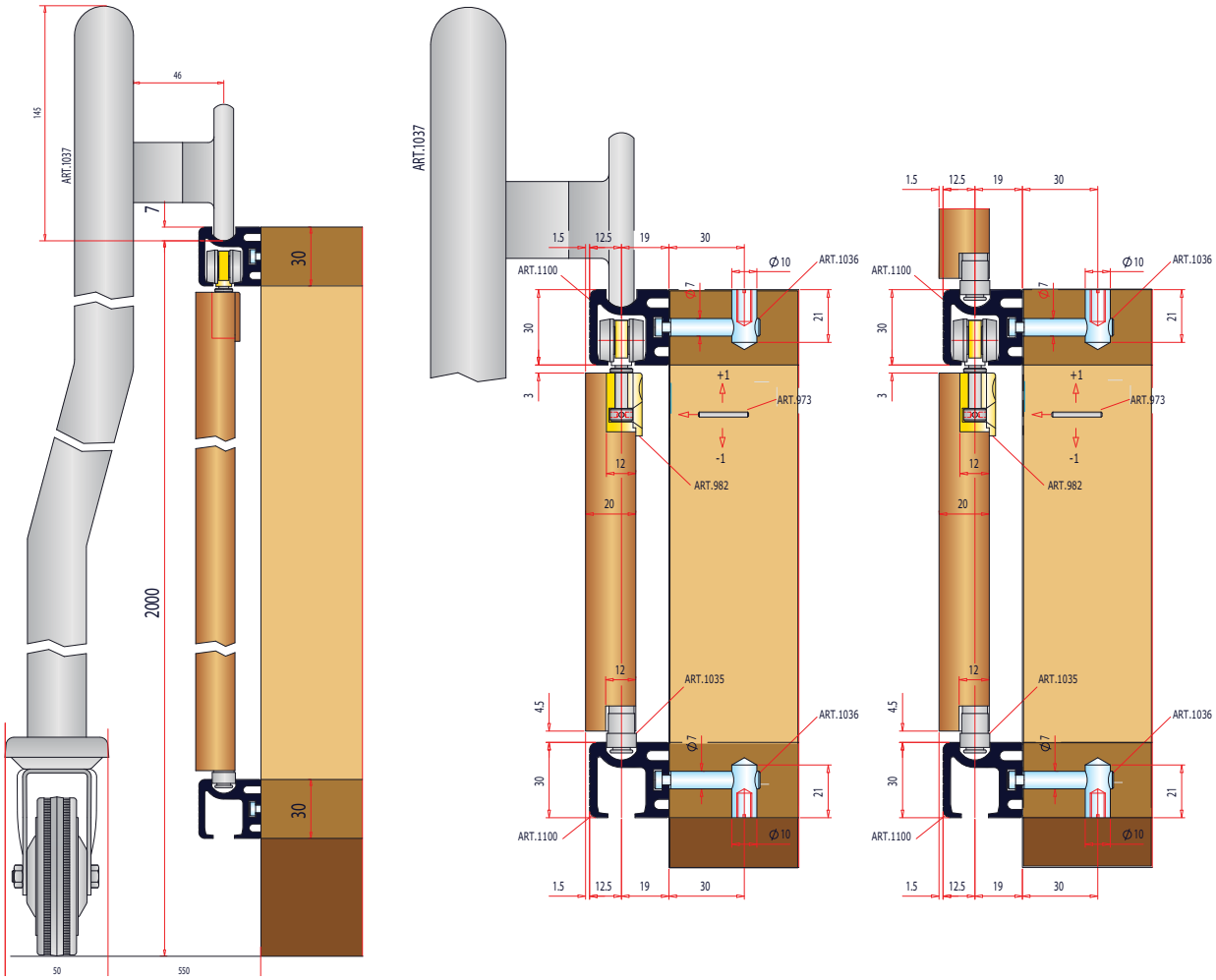

ART.1100
Binario in alluminio
Aluminium track
Profilé en aluminium
Aluminiumschiene
Guia de aluminio

ART. 973
Astina di regolazione
Regulation rod
Tige de réglage
Verstellstange
Varilla de ajuste

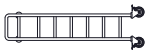

ART. 1037
Scala scorrevole
Sliding ladder
Echelle mobile
Auf Schienen laufende Leiter
Escalera corredera

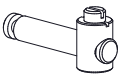

ART. 1036
Giunzione per art. 1100
Gasket for art. 1100
Joint pour art. 1100
Verbindungsteil fur Art. 1100
Junta para art. 1100

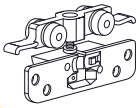

ART. 982
Scorrevole regolabile
Adjustable sliding door
Coulisse reglable
Regulierbarer Schlitten
Elem. de deslizamiento ajustable

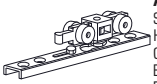

ART. 1034
Scorrevole a scomparsa
Hide-away sliding door
Coulisse escamotable
Einschiebbare Schlitten
Elemento de deslizamiento retraible

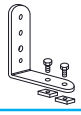

ART. 1027
Squadretta
Braket
Equerre
Winkel
Escuadra

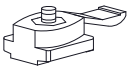

ART. 984
Fermo superiore
Upper stopper
Arret supérieur
Oberer Stopper
Tope superior

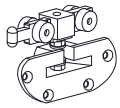

ART. 784
Scorrevole regolabile
Adjustable sliding door
Coulisse reglable
Regulierbarer Schlitten
Elemento de deslizamiento ajustable

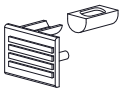

ART. 1039
Tappo con fermo
Cap with locking device
Bouchon avec butoir
Verschlußkappe mit Feststeller
Tapón con tope

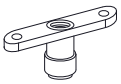

ART. 1035
Guida inferiore
Bottom guide
Coulisseau bas
Untere Schiene
Guia inferior

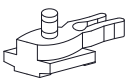

ART. 1031
Fermo superiore
Upper stopper
Arret supérieur
Oberer Stopper
Tope superior

Descrizione articolo 1100 con ante scorrevoli

Description of article 1100 with sliding door
Description article 1100 avec porte coulissante
Beschreibung artikel 1100 mit schiebetur
Descripcion articulo 1100 con puerta corredera

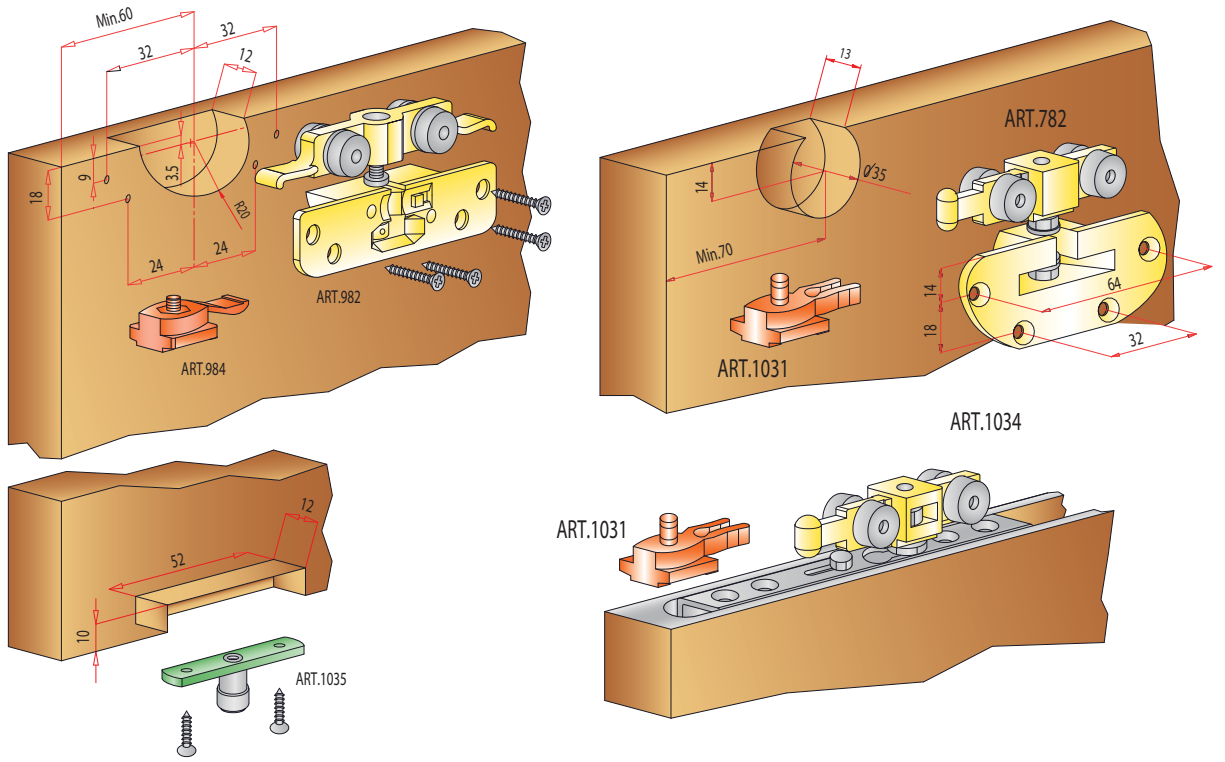

SISTEMA DI FISSAGGIO CON GIUNZIONE
FIXING SYSTEM WITH JOINT
SCHEMA DE FIXATION AVEC JOINT
BEFESTIGUNGSYSTEM MIT VERBINDUNGSTEILEN
SISTEMA DE SUJECION CON JUNTA

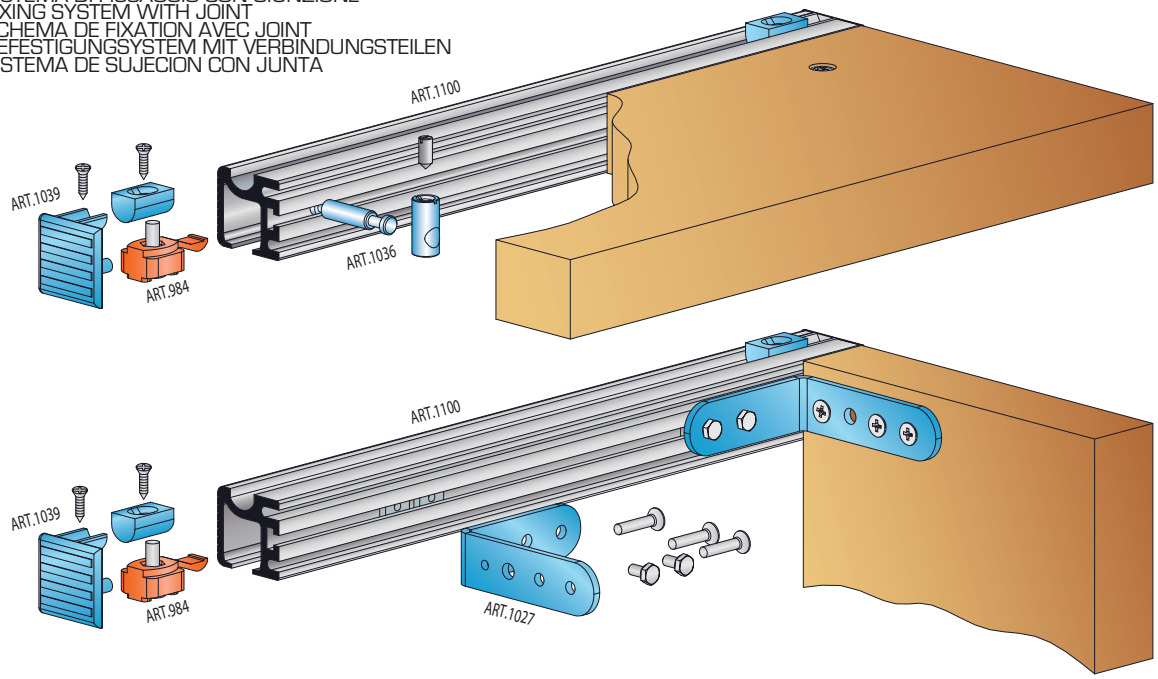

SISTEMA DI FISSAGGIO CON SQUADRETTE
FIXING SYSTEM WITH BRAKETS
SCHEMA DE FIXATION AVEC EQUERRES
BEFESTIGUNGSYSTEM MIT WINKELN
SISTEMA DE SUJECION CON ESCUADRAS

Ante a L con fermo standard e ammortizzato

L-shaped doors with standard and cushioned clip
Vantaux en L avec charnière standard et charnière amortie
L Flügel mit amortisierter Standardvorrichtung
Hojas a L con tope estándar y amortiguado

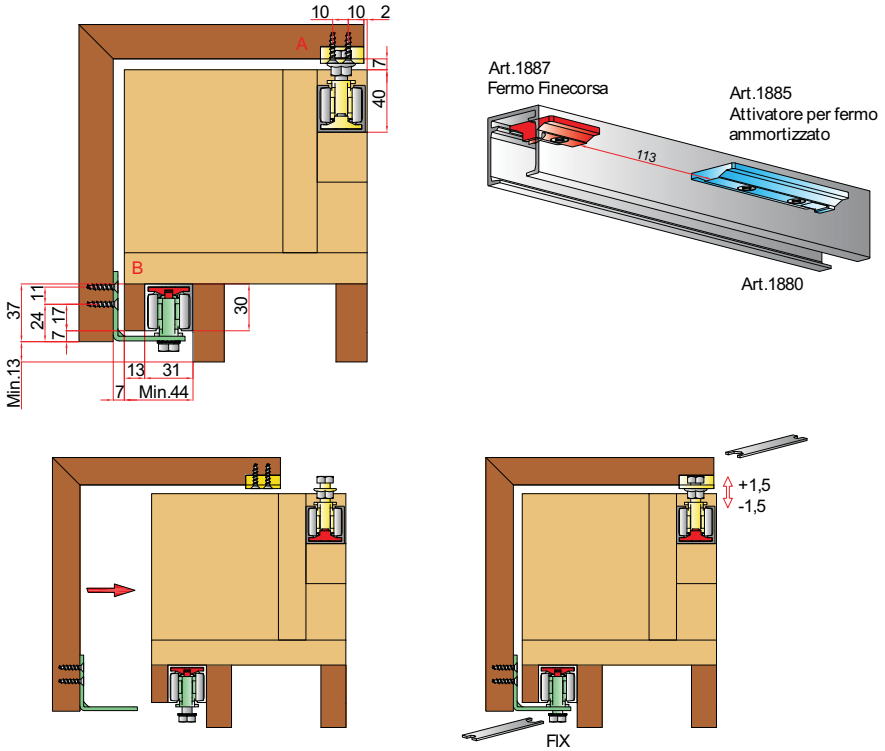

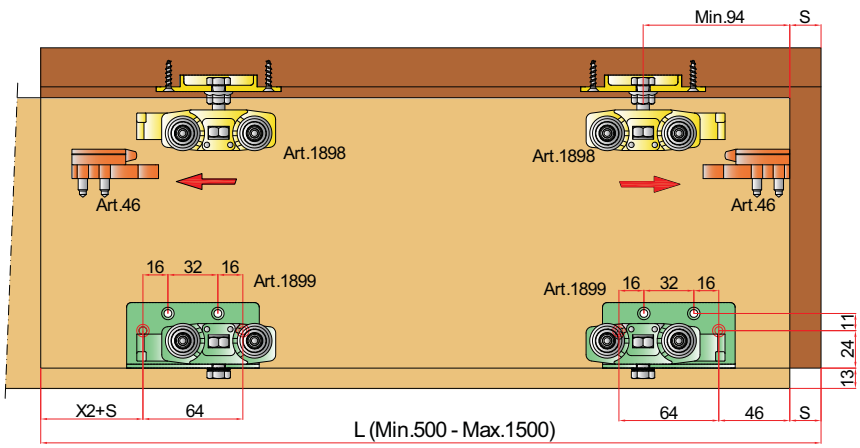

ART.1898/1899
PER 1 ANTA / FOR 1 DOOR MAX 40 KG

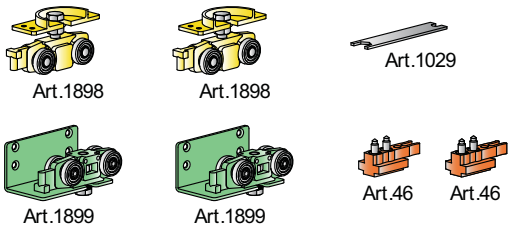

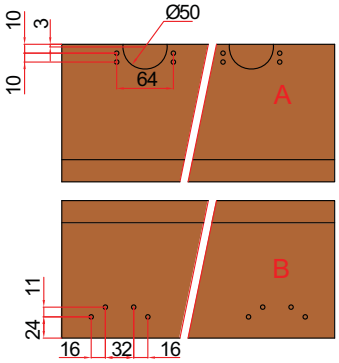

Ante a L con fermo standard e ammortizzato

L-shaped doors with standard and cushioned clip
Vantaux en L avec charnière standard et charnière amortie
L Flügel mit amortisierter Standardvorrichtung
Hojas a L con tope estándar y amortiguado

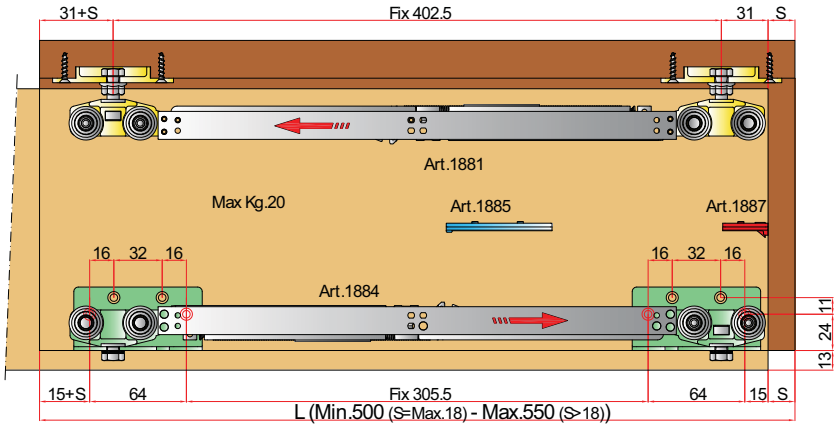

ART.1881/1884
PER 1 ANTA / FOR 1 DOOR MAX 20 KG

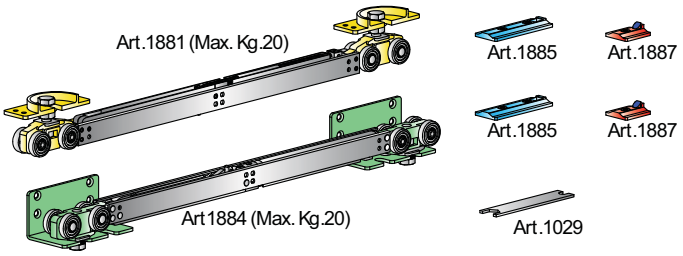

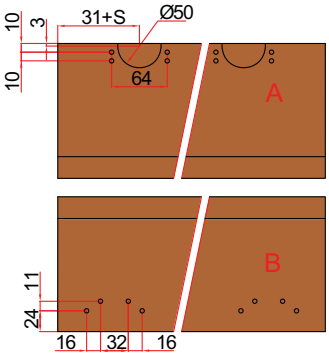

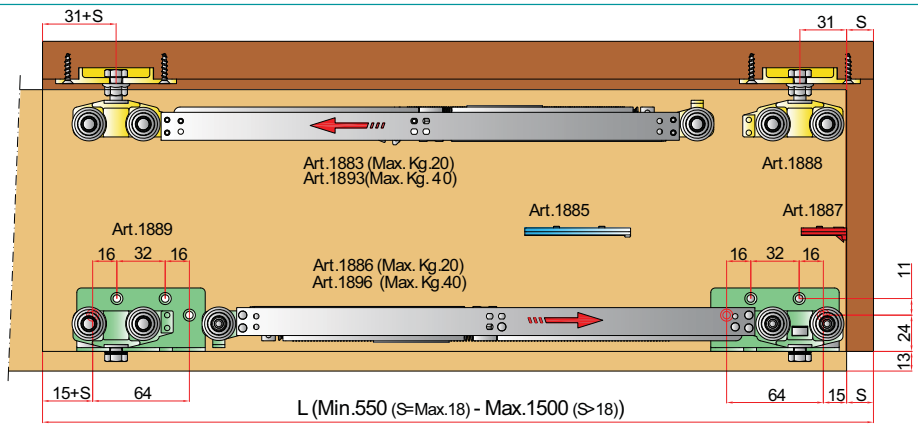

ART.1883/1886 PER 1 ANTA - FOR 1 DOOR MAX 20 KG
ART.1893/1896 PER 1 ANTA - FOR 1 DOOR MAX 40 KG

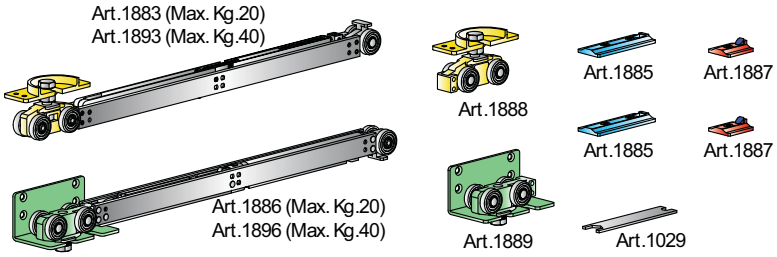

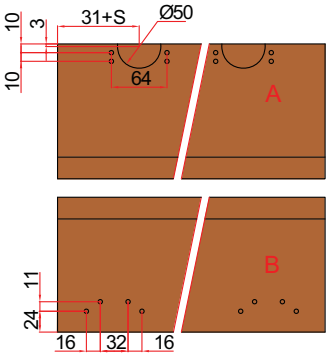

Ante a U con fermo standard e ammortizzato

U-shaped doors with standard and cushioned clip
Vantaux en U avec charnière standard et charnière amortie
U Flügel mit amortisierter Standardvorrichtung
Hojas a U con tope estándar y amortiguado

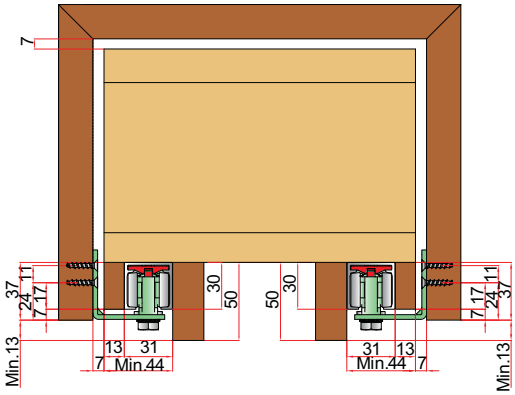

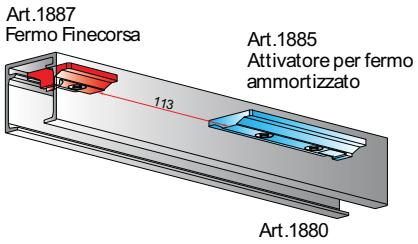

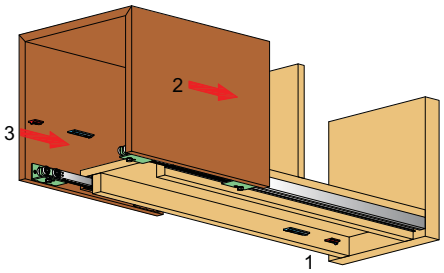

schema di montaggio
1- posizionare art.1885 e art.1887 dal lato chiuso
2- infilare l'anta con gli scorrevoli montati
3- posizionare art.1885 e art.1887 e chiudere il mobile con la spalla laterale

assembly diagram
1- position item 1885 and item 1887 on the closed side
2- introduce the panel after mounting the sliders
3- position item 1885 and item 1887 and close the furniture unit with the lateral side

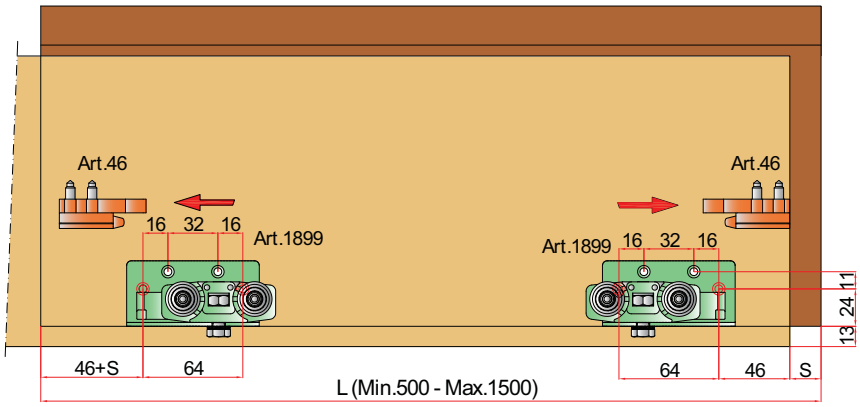

ART.1899/1899
PER 1 ANTA / FOR 1 DOOR MAX 40 KG

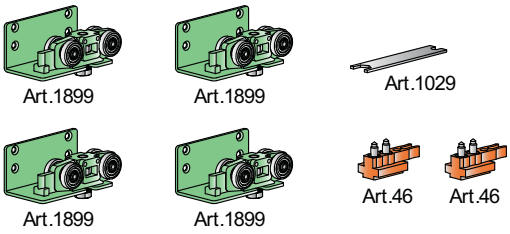

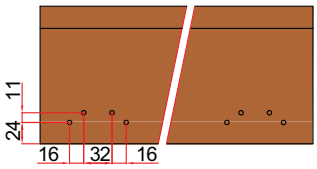

Ante a U con fermo standard e ammortizzato

U-shaped doors with standard and cushioned clip
Vantaux en U avec charnière standard et charnière amortie
U Flügel mit amortisierter Standardvorrichtung
Hojas a U con tope estándar y amortiguado

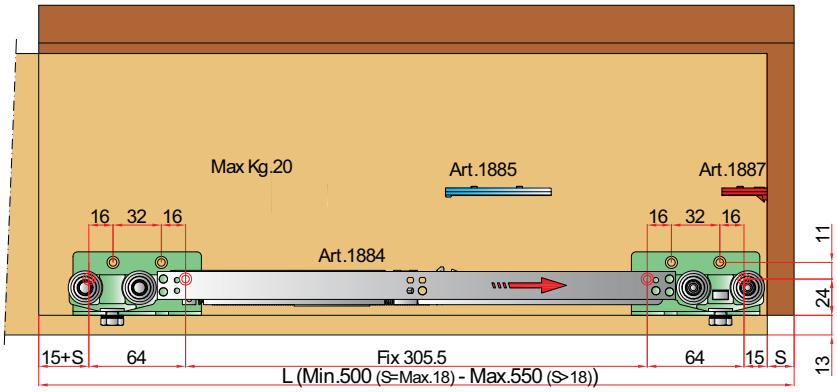

ART.1884/1884
PER 1 ANTA / FOR 1 DOOR MAX 20 KG

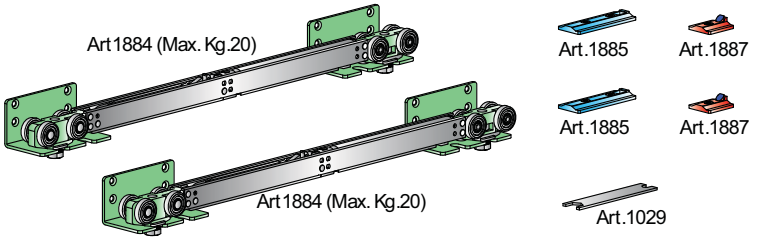

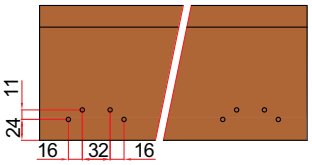

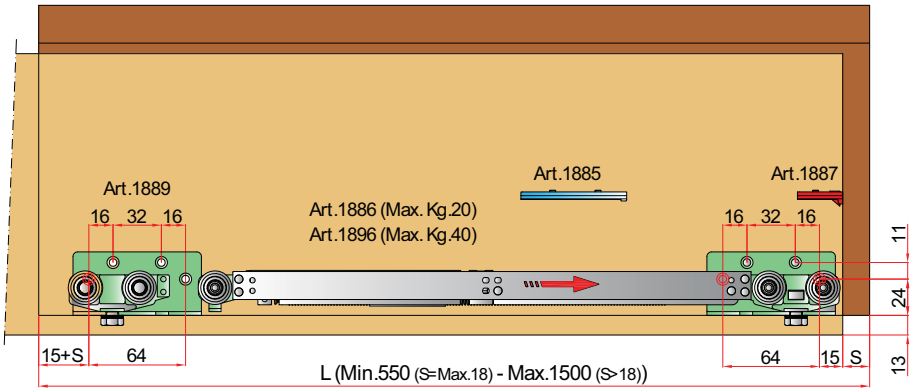

ART.1886/1886 PER 1 ANTA - FOR 1 DOOR MAX 20 KG
ART.1896/1896 PER 1 ANTA - FOR 1 DOOR MAX 40 KG

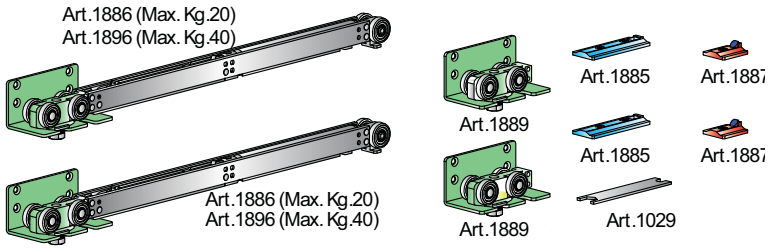

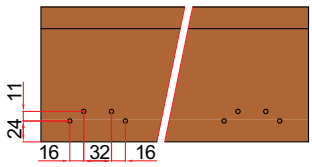

schema di montaggio del mobile con vite antisganciamento A avvitata sullo scorrevole B

Diagram of assembly of the item using the safety screw A fastened to sliding track B

figure de l'assemblage de l'article avec la vis de sûreté A attachée au coulisse B

Montagemuster des Möbels mit auf Gleistür B montiertem Abkupplungsschutzsystem A.

Esquema de montaje del mueble con un tornillo anti-desenganche A atornillado en el sistema corredizo B

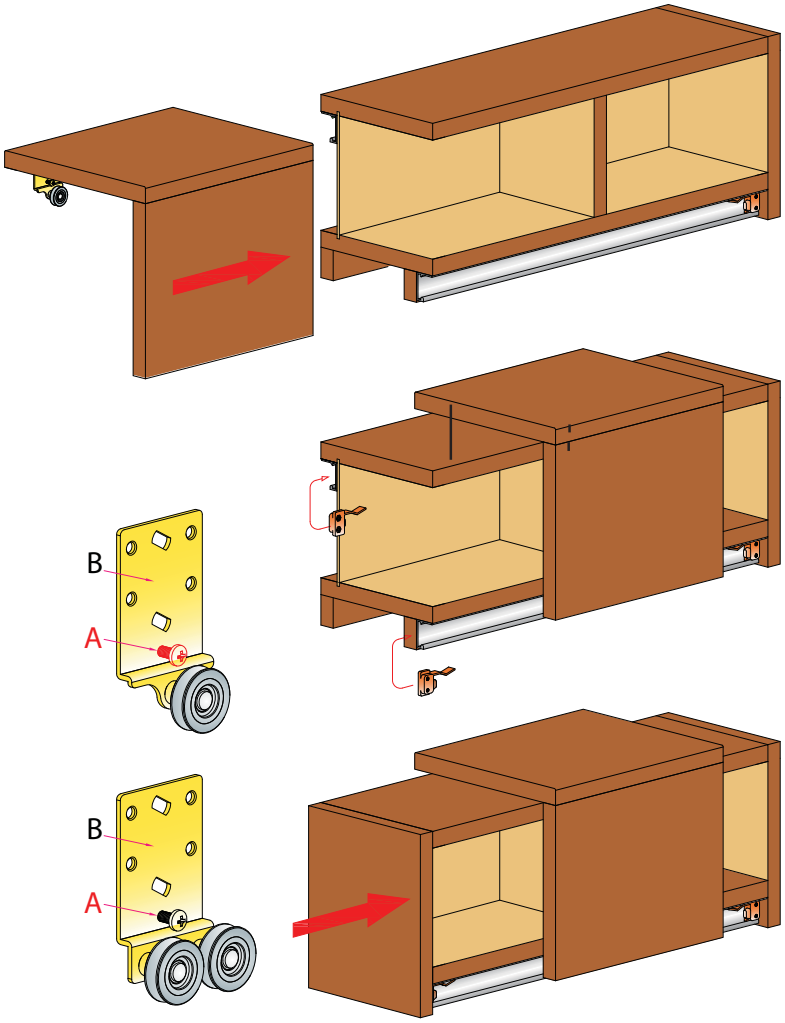

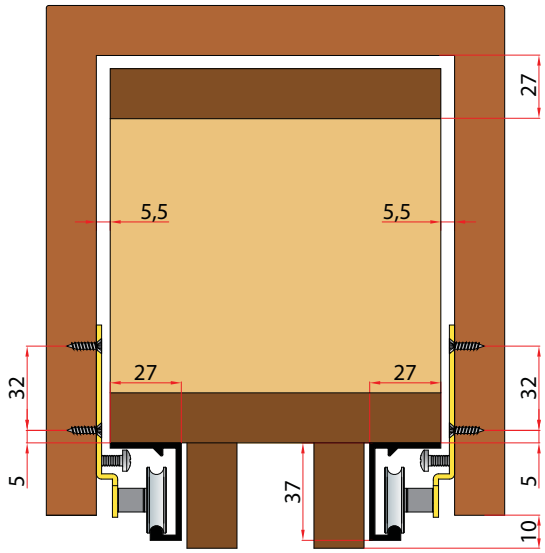

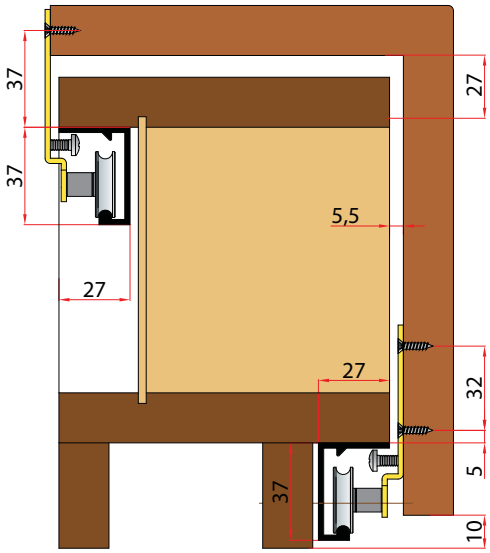

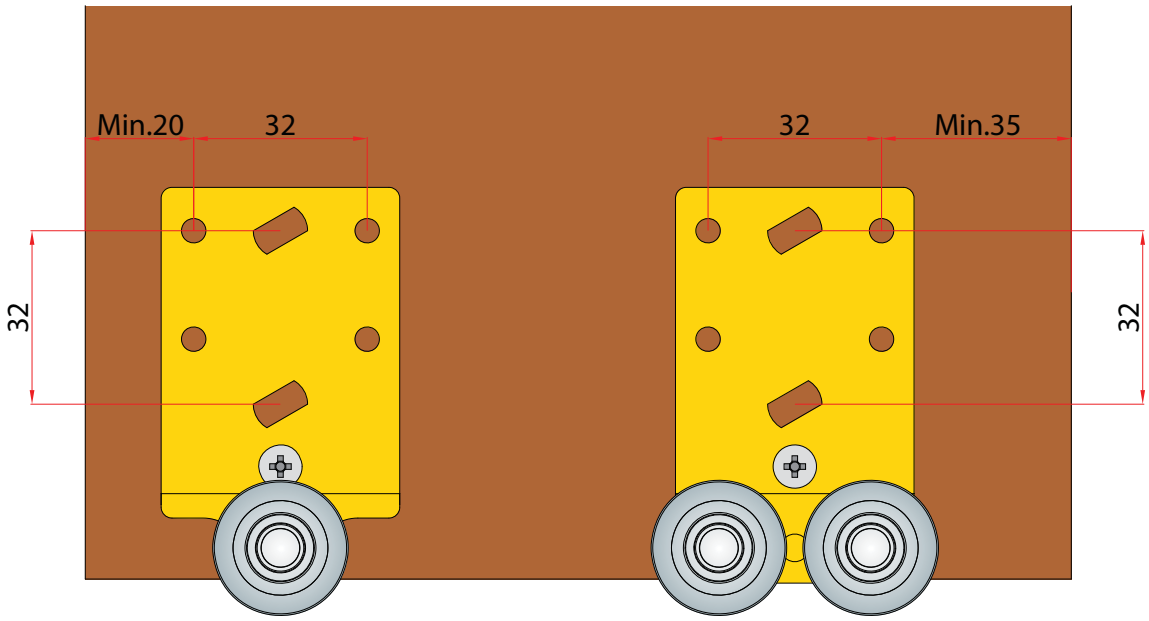

ART.742/25/1A
PORTATA MAX 30 KG

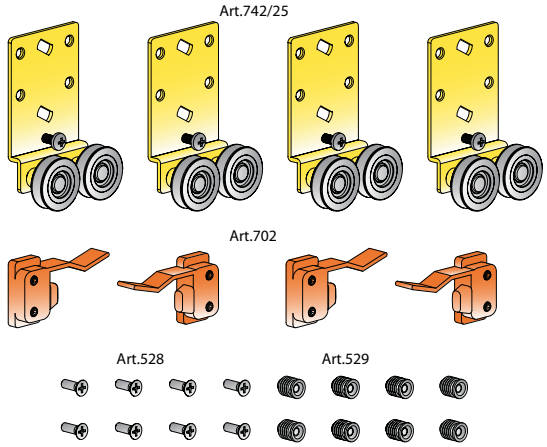

ART.743/25/1A
PORTATA MAX 15 KG

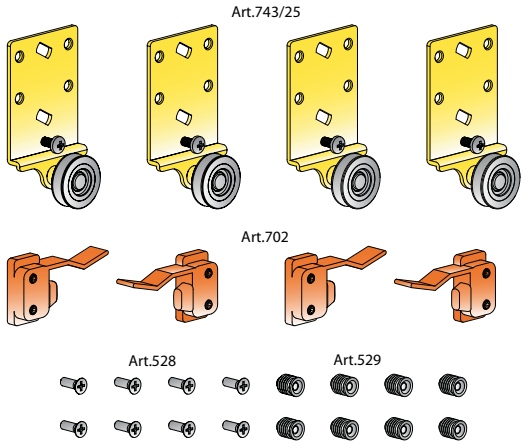

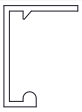

ART. 720
Copertura in alluminio
Aluminium cover
Gaine de protection en aluminium
Aluminiumabdeckung
Cobertura de aluminio



ART. 742/25
Scorrevole
Slide
Coulisse
Schlitten
Elemento de deslizamento

ART. 528
Vite
Screw
Vis
Schrauben
Tornillo 4x12

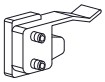

ART. 702
Fermo superiore
Upper stopper
Arret supérieur
Oberer Stopper
Tope superior



ART. 743/25
Scorrevole
Slide
Coulisse
Schlitten
Elemento de deslizamento

ART. 529
Bussola
Bush
Douille
Buchse
Casquillo